


Q1 What school does your child currently attend? If you have more than one child attending an EIPS school or a child who attends classes at more than one school, complete this survey for each one.

Answered: 79 Skipped: 0

A.L. Horton Elementary										
Andrew School										
Ardrossan Elementary										
Ardrossan Junior Senio...										
Bev Facey Community High										
Brentwood Elementary										
Bruderheim School										
Clover Bar Junior High										
Davidson Creek Elementary										
École Campbelltown										
École Parc Élémentaire										
F.R. Haythorne Junior High										
Fort Saskatchewan...										
Fort Saskatchewan...										
Fort Saskatchewan...										
Fultonvale Elementary...										
Glen Allan Elementary										
Heritage Hills										

2022-23 EIPS Annual Feedback Survey: Parents and Caregivers



2022-23 EIPS Annual Feedback Survey: Parents and Caregivers

0% 10% 20% 30% 40% 50% 60% 70% 80% 90% 100%

2022-23 EIPS Annual Feedback Survey: Parents and Caregivers

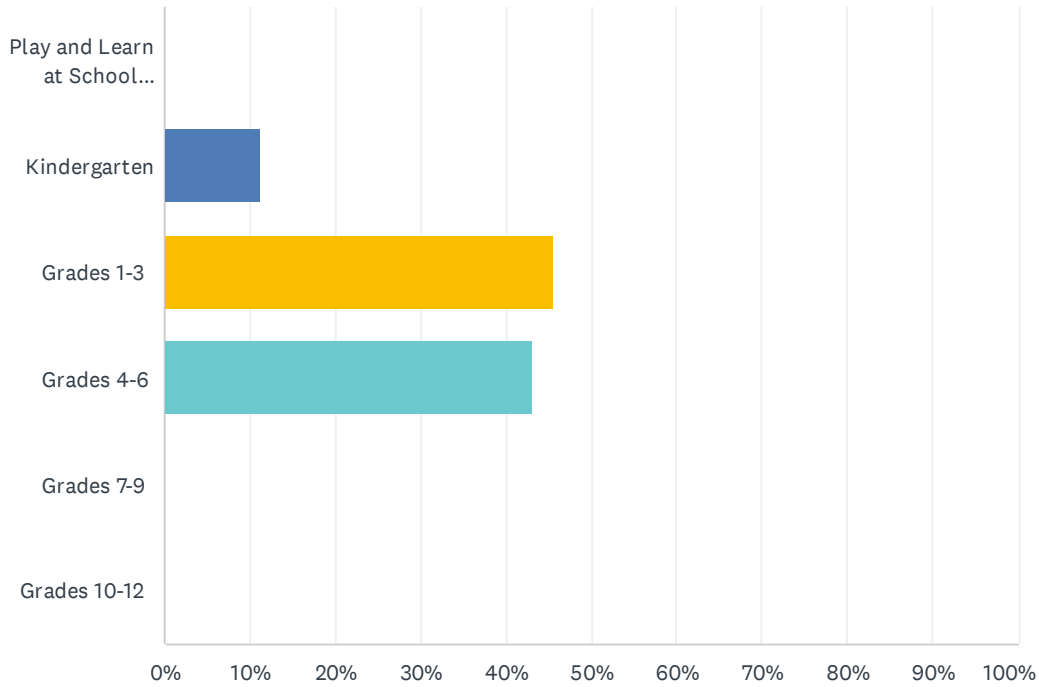
ANSWER CHOICES	RESPONSES	
A.L. Horton Elementary	0.00%	0
Andrew School	0.00%	0
Ardrossan Elementary	0.00%	0
Ardrossan Junior Senior High	0.00%	0
Bev Facey Community High	0.00%	0
Brentwood Elementary	0.00%	0
Bruderheim School	0.00%	0
Clover Bar Junior High	0.00%	0
Davidson Creek Elementary	0.00%	0
École Campbelltown	0.00%	0
École Parc Élémentaire	0.00%	0
F.R. Haythorne Junior High	0.00%	0
Fort Saskatchewan Christian	0.00%	0
Fort Saskatchewan Elementary	0.00%	0
Fort Saskatchewan High	0.00%	0
Fultonvale Elementary Junior High	0.00%	0
Glen Allan Elementary	0.00%	0
Heritage Hills Elementary	0.00%	0
James Mowat Elementary	0.00%	0
Lakeland Ridge	0.00%	0
Lamont Elementary	0.00%	0
Lamont High	0.00%	0
Mills Haven Elementary	0.00%	0
Mundare School	0.00%	0
Next Step/Outreach	0.00%	0
Pine Street Elementary	0.00%	0
Rudolph Hennig Junior High	0.00%	0
Salisbury Composite High	0.00%	0
Sherwood Heights Junior High	0.00%	0
SouthPointe School	0.00%	0
Strathcona Christian Academy Elementary	0.00%	0
Strathcona Christian Academy Secondary	0.00%	0

2022-23 EIPS Annual Feedback Survey: Parents and Caregivers

Uncas Elementary	0.00%	0
Vegreville Composite High	0.00%	0
Wes Hosford Elementary	100.00%	79
Westboro Elementary	0.00%	0
Win Ferguson Elementary	0.00%	0
Woodbridge Farms Elementary	0.00%	0
TOTAL		79

Q2 What grade is your child currently in?

Answered: 79 Skipped: 0



ANSWER CHOICES	RESPONSES	
Play and Learn at School (PALS)	0.00%	0
Kindergarten	11.39%	9
Grades 1-3	45.57%	36
Grades 4-6	43.04%	34
Grades 7-9	0.00%	0
Grades 10-12	0.00%	0
TOTAL		79

Q3 As a result of being in the Play and Learn at School (PALS) program, my child's demonstrating growth in their development.

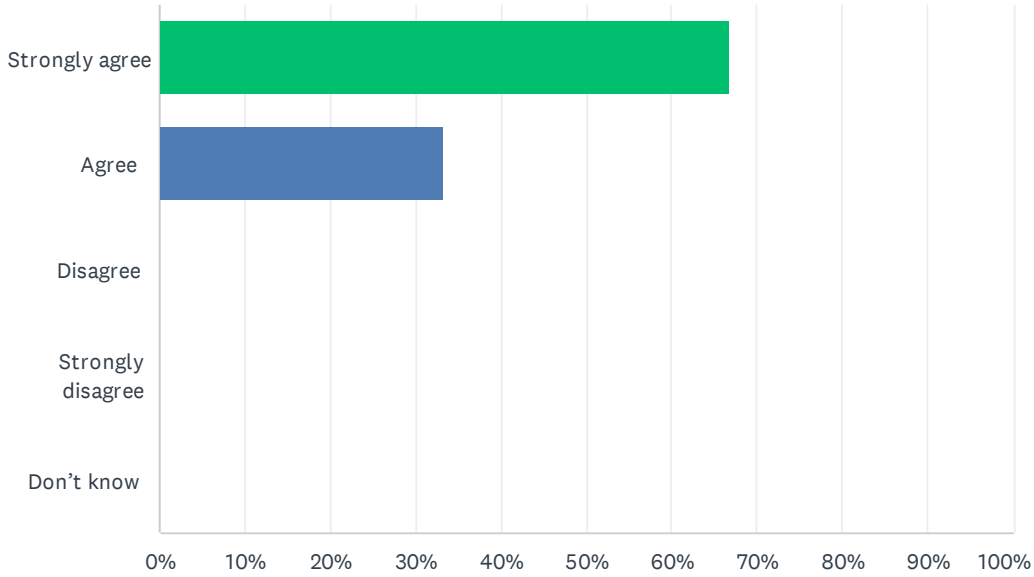
Answered: 0 Skipped: 79

 No matching responses.

ANSWER CHOICES	RESPONSES
Strongly agree	0.00% 0
Agree	0.00% 0
Disagree	0.00% 0
Strongly disagree	0.00% 0
Don't know	0.00% 0
TOTAL	0

Q4 As a result of being in the kindergarten program, my child's becoming ready to enter Grade 1.

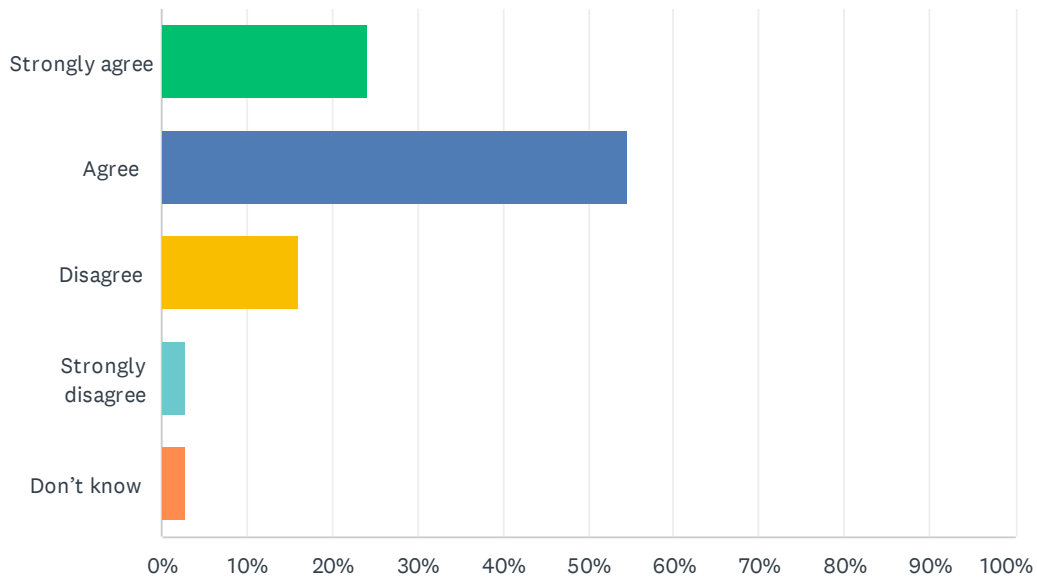
Answered: 9 Skipped: 70



ANSWER CHOICES	RESPONSES	
Strongly agree	66.67%	6
Agree	33.33%	3
Disagree	0.00%	0
Strongly disagree	0.00%	0
Don't know	0.00%	0
TOTAL		9

Q5 My child's individual needs are met.

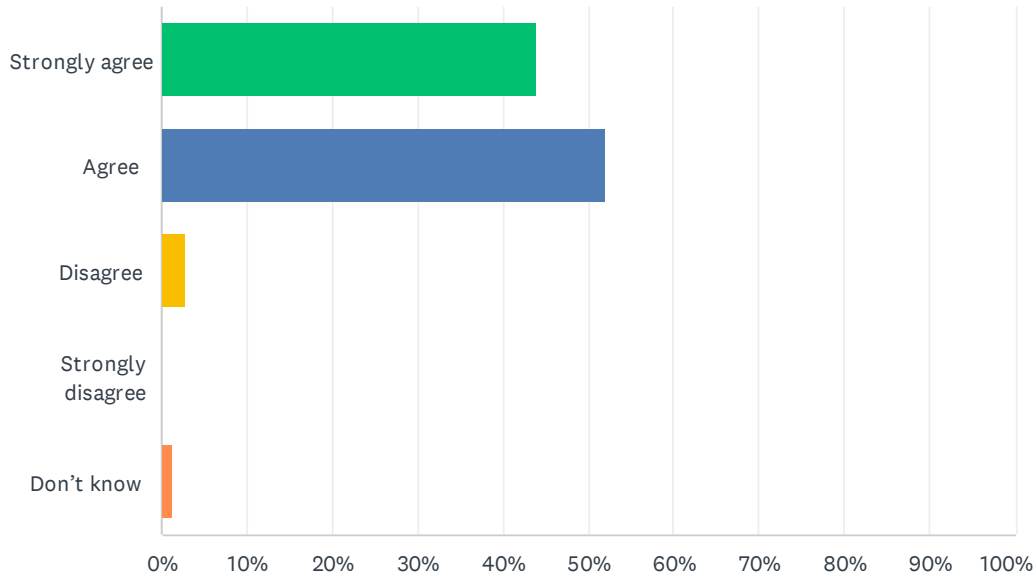
Answered: 75 Skipped: 4



ANSWER CHOICES	RESPONSES	
Strongly agree	24.00%	18
Agree	54.67%	41
Disagree	16.00%	12
Strongly disagree	2.67%	2
Don't know	2.67%	2
TOTAL		75

Q6 My child's encouraged to do their best.

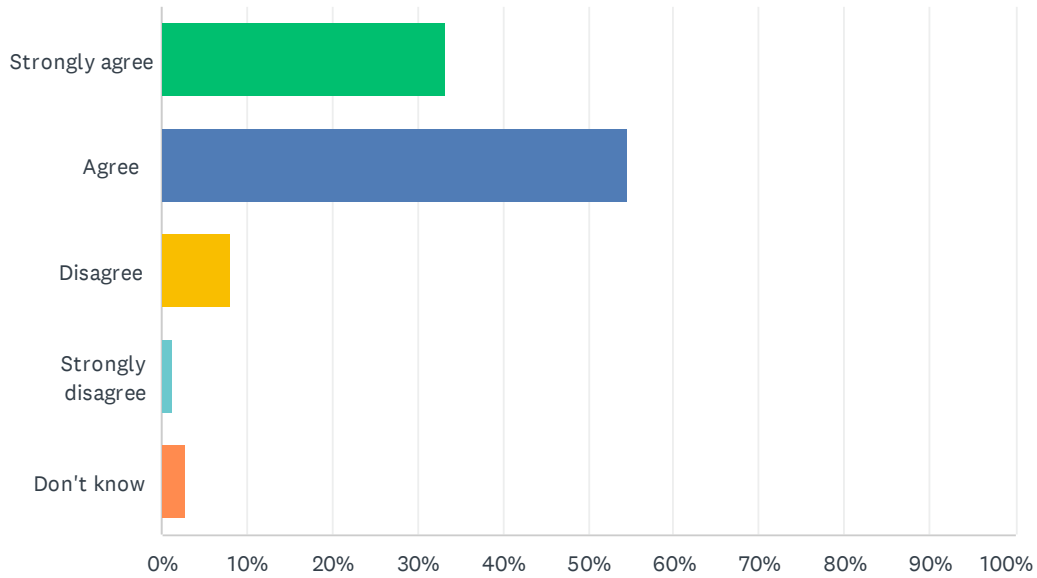
Answered: 75 Skipped: 4



ANSWER CHOICES	RESPONSES	
Strongly agree	44.00%	33
Agree	52.00%	39
Disagree	2.67%	2
Strongly disagree	0.00%	0
Don't know	1.33%	1
TOTAL		75

Q7 My child's demonstrating growth in literacy.

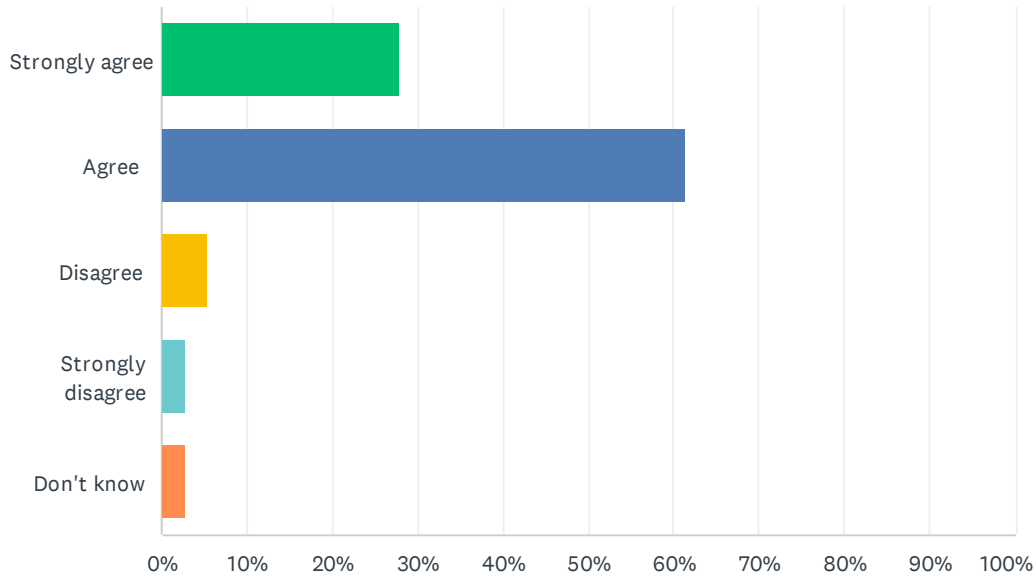
Answered: 75 Skipped: 4



ANSWER CHOICES	RESPONSES	
Strongly agree	33.33%	25
Agree	54.67%	41
Disagree	8.00%	6
Strongly disagree	1.33%	1
Don't know	2.67%	2
TOTAL		75

Q8 My child's demonstrating growth in numeracy.

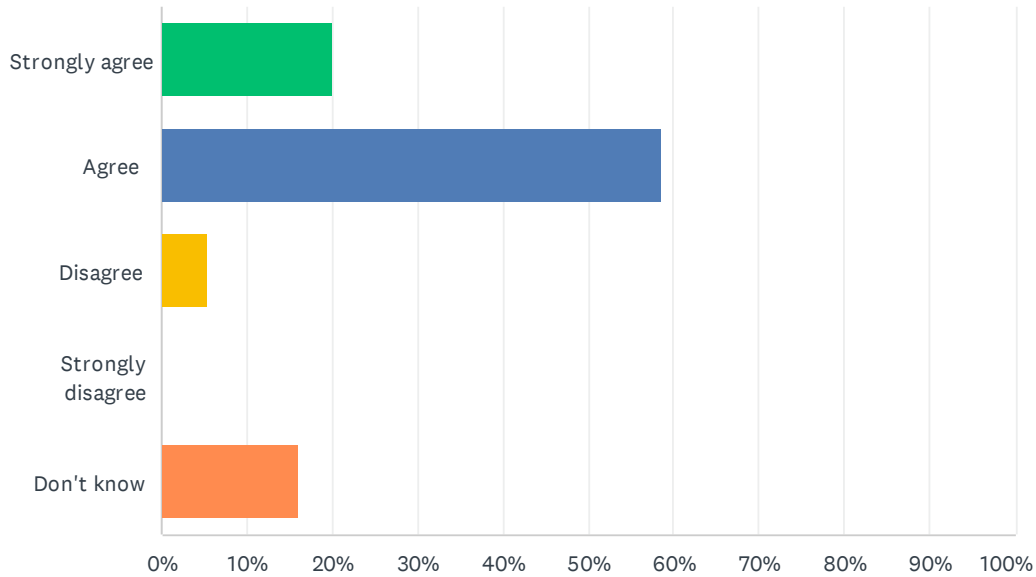
Answered: 75 Skipped: 4



ANSWER CHOICES	RESPONSES	
Strongly agree	28.00%	21
Agree	61.33%	46
Disagree	5.33%	4
Strongly disagree	2.67%	2
Don't know	2.67%	2
TOTAL		75

Q9 My child has an understanding of First Nations, Métis and Inuit culture and history.

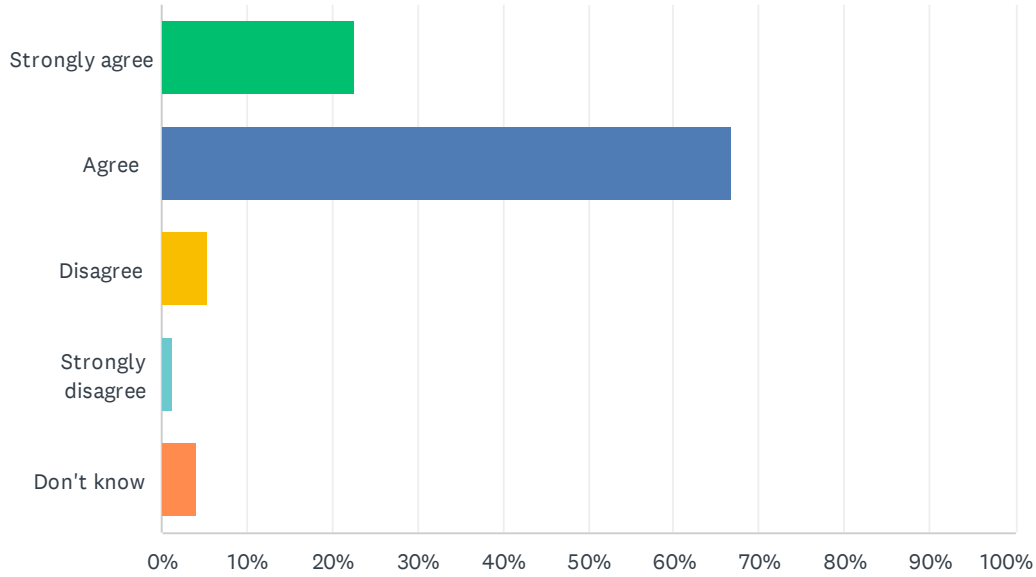
Answered: 75 Skipped: 4



ANSWER CHOICES	RESPONSES	
Strongly agree	20.00%	15
Agree	58.67%	44
Disagree	5.33%	4
Strongly disagree	0.00%	0
Don't know	16.00%	12
TOTAL		75

Q10 My child's learning the knowledge, skills and attitudes necessary to be successful in life.

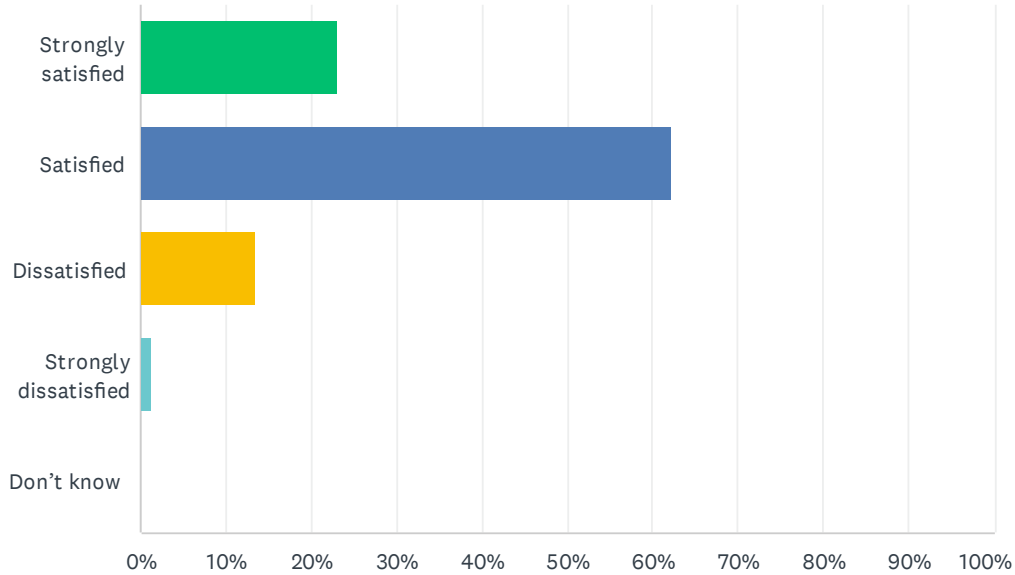
Answered: 75 Skipped: 4



ANSWER CHOICES	RESPONSES	
Strongly agree	22.67%	17
Agree	66.67%	50
Disagree	5.33%	4
Strongly disagree	1.33%	1
Don't know	4.00%	3
TOTAL		75

Q11 How satisfied are you with the quality of education your child's receiving at school?

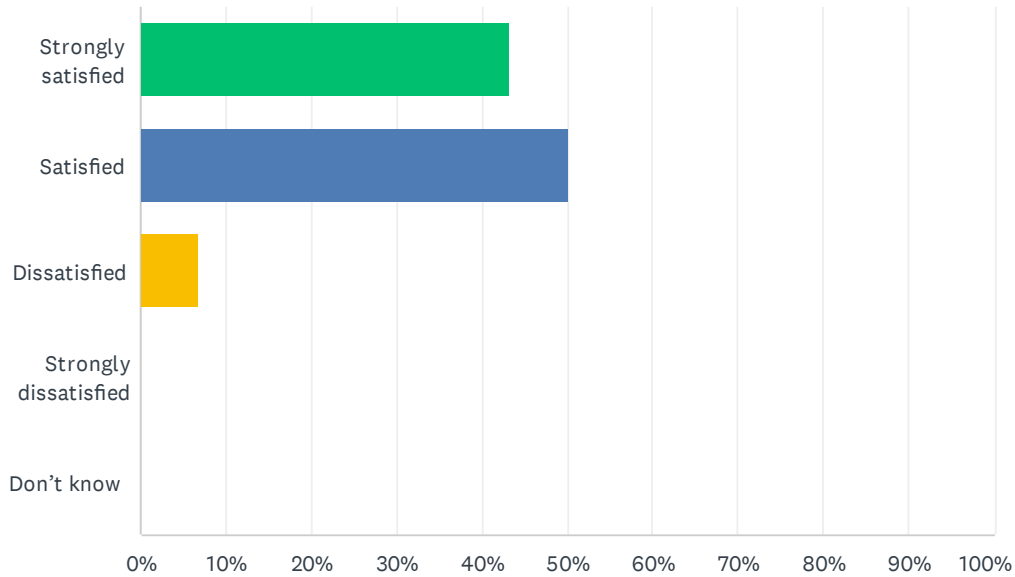
Answered: 74 Skipped: 5



ANSWER CHOICES	RESPONSES	
Strongly satisfied	22.97%	17
Satisfied	62.16%	46
Dissatisfied	13.51%	10
Strongly dissatisfied	1.35%	1
Don't know	0.00%	0
TOTAL		74

Q12 How satisfied are you with the quality of teaching at your child's school?

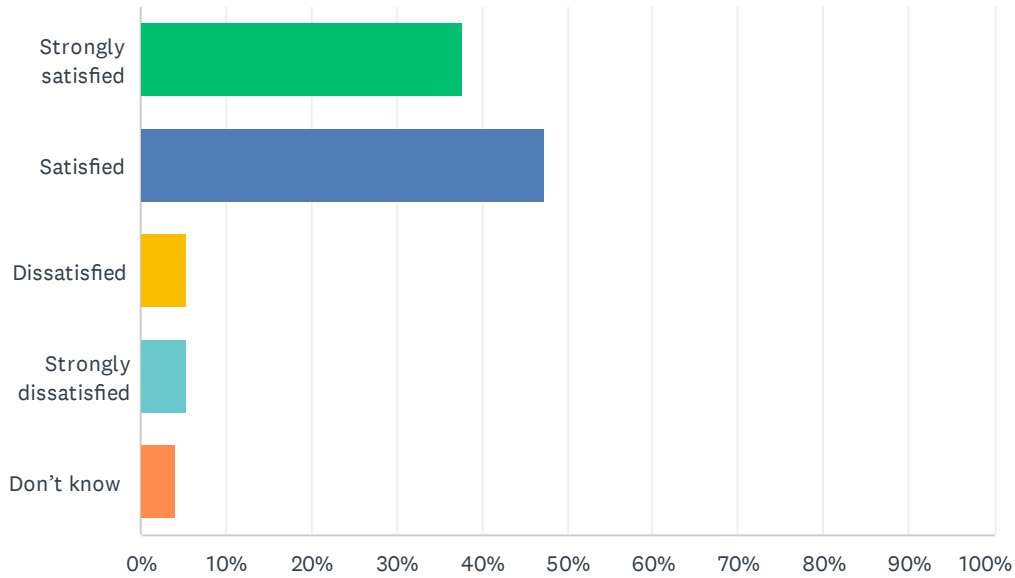
Answered: 74 Skipped: 5



ANSWER CHOICES	RESPONSES	
Strongly satisfied	43.24%	32
Satisfied	50.00%	37
Dissatisfied	6.76%	5
Strongly dissatisfied	0.00%	0
Don't know	0.00%	0
TOTAL		74

Q13 How satisfied are you with the leadership at your child's school?

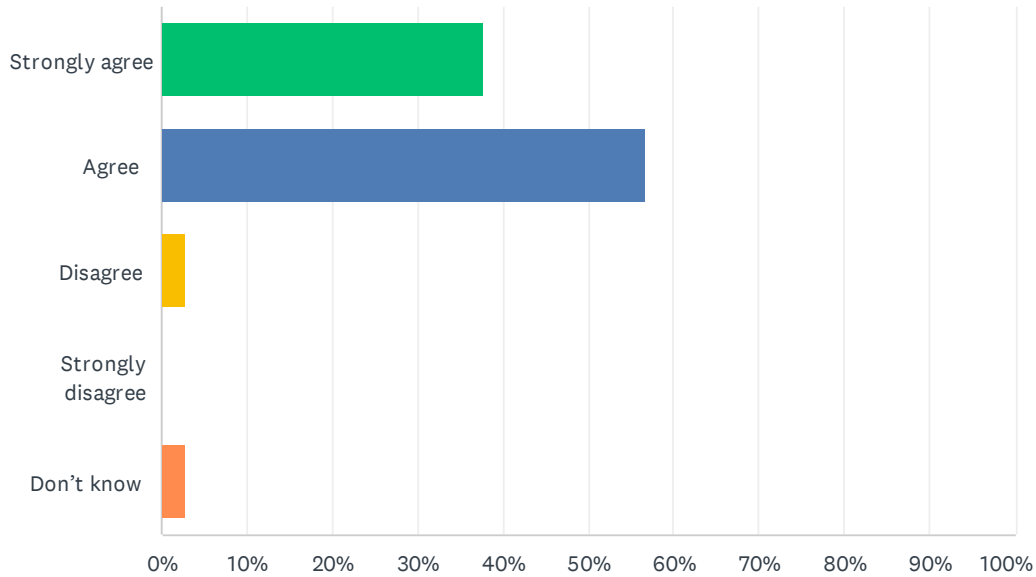
Answered: 74 Skipped: 5



ANSWER CHOICES	RESPONSES	
Strongly satisfied	37.84%	28
Satisfied	47.30%	35
Dissatisfied	5.41%	4
Strongly dissatisfied	5.41%	4
Don't know	4.05%	3
TOTAL		74

Q14 My child’s school encourages my child to be a responsible, respectful and engaged citizen.

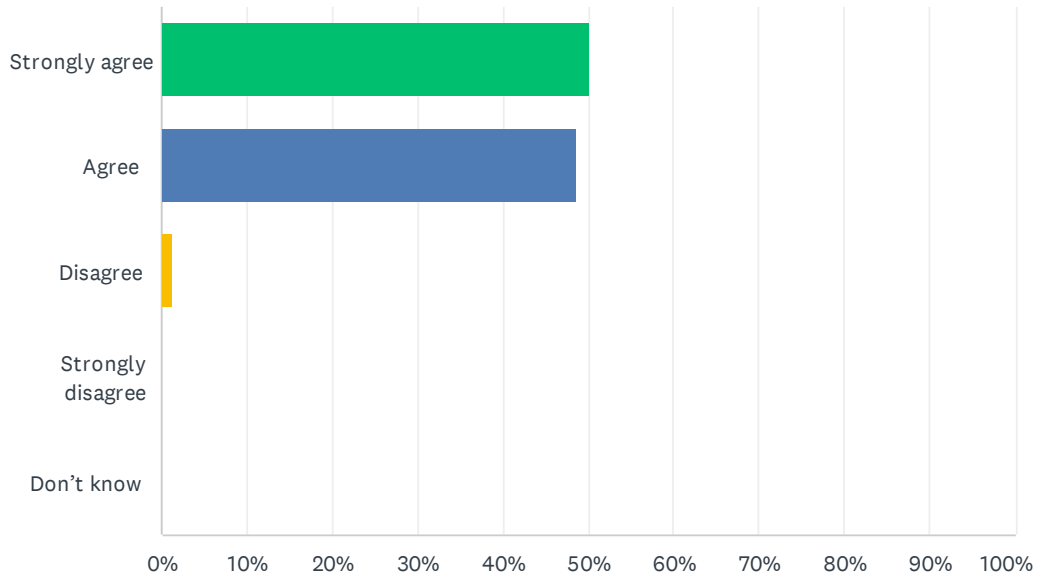
Answered: 74 Skipped: 5



ANSWER CHOICES	RESPONSES	
Strongly agree	37.84%	28
Agree	56.76%	42
Disagree	2.70%	2
Strongly disagree	0.00%	0
Don't know	2.70%	2
TOTAL		74

Q15 School staff care about my child.

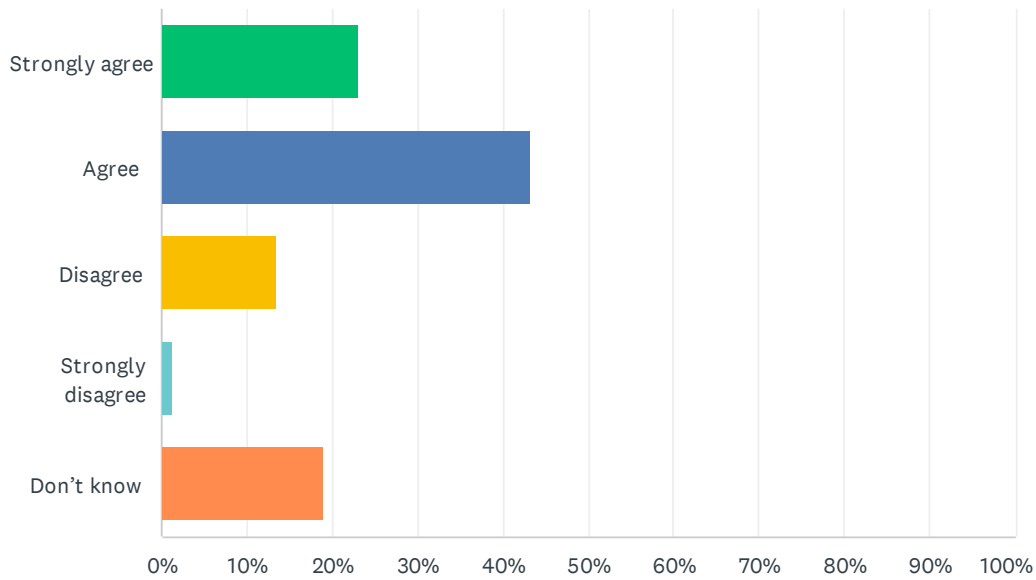
Answered: 74 Skipped: 5



ANSWER CHOICES	RESPONSES	
Strongly agree	50.00%	37
Agree	48.65%	36
Disagree	1.35%	1
Strongly disagree	0.00%	0
Don't know	0.00%	0
TOTAL		74

Q16 My child's school handles discipline fairly and reasonably.

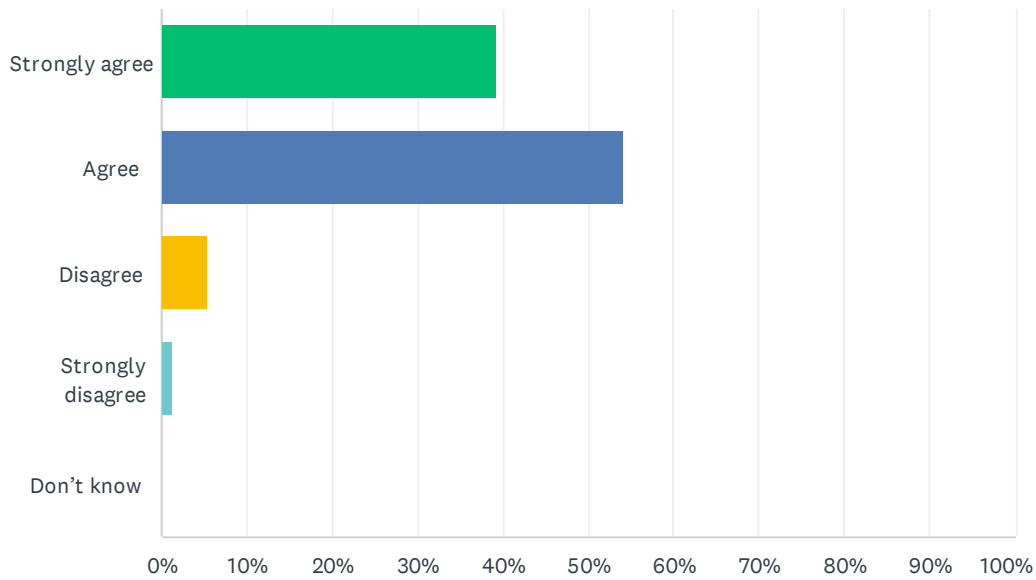
Answered: 74 Skipped: 5



ANSWER CHOICES	RESPONSES	
Strongly agree	22.97%	17
Agree	43.24%	32
Disagree	13.51%	10
Strongly disagree	1.35%	1
Don't know	18.92%	14
TOTAL		74

Q17 My child's school is safe.

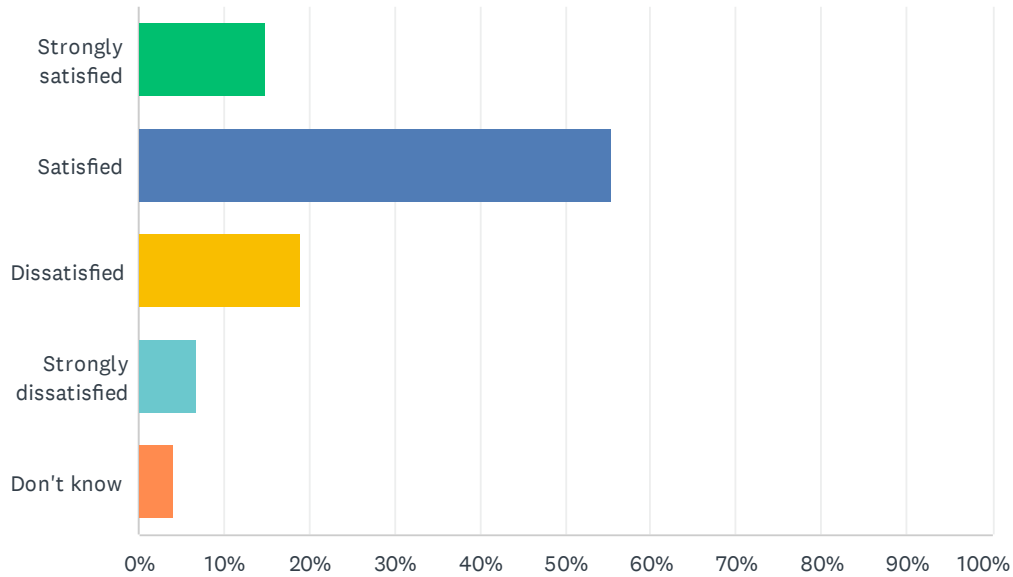
Answered: 74 Skipped: 5



ANSWER CHOICES	RESPONSES	
Strongly agree	39.19%	29
Agree	54.05%	40
Disagree	5.41%	4
Strongly disagree	1.35%	1
Don't know	0.00%	0
TOTAL		74

Q18 How satisfied are you with the resources available to support your child's learning?

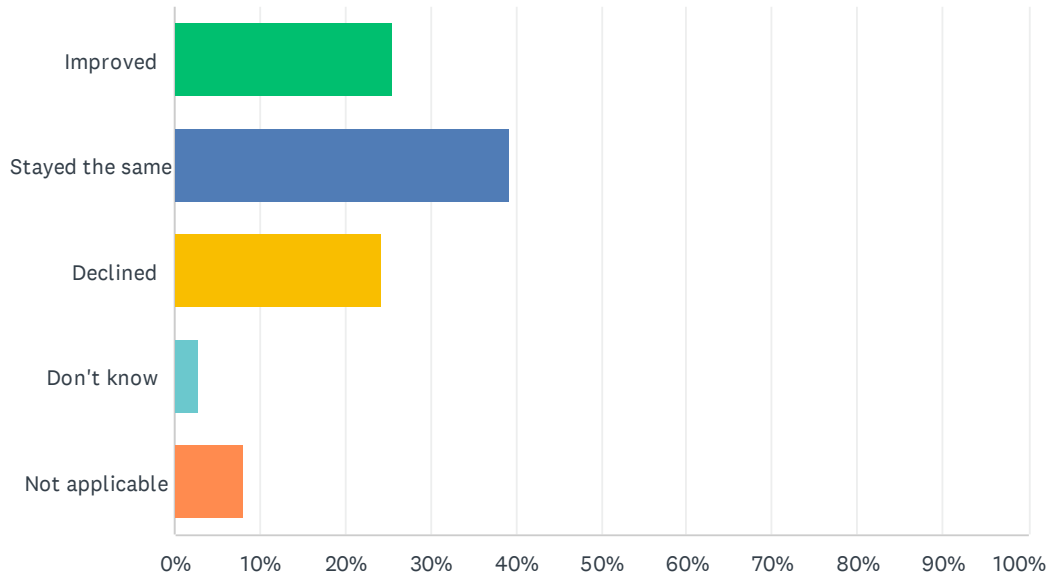
Answered: 74 Skipped: 5



ANSWER CHOICES	RESPONSES	
Strongly satisfied	14.86%	11
Satisfied	55.41%	41
Dissatisfied	18.92%	14
Strongly dissatisfied	6.76%	5
Don't know	4.05%	3
TOTAL		74

Q19 In your opinion, has the quality of education your child's experienced improved, stayed the same or declined in the past three years?

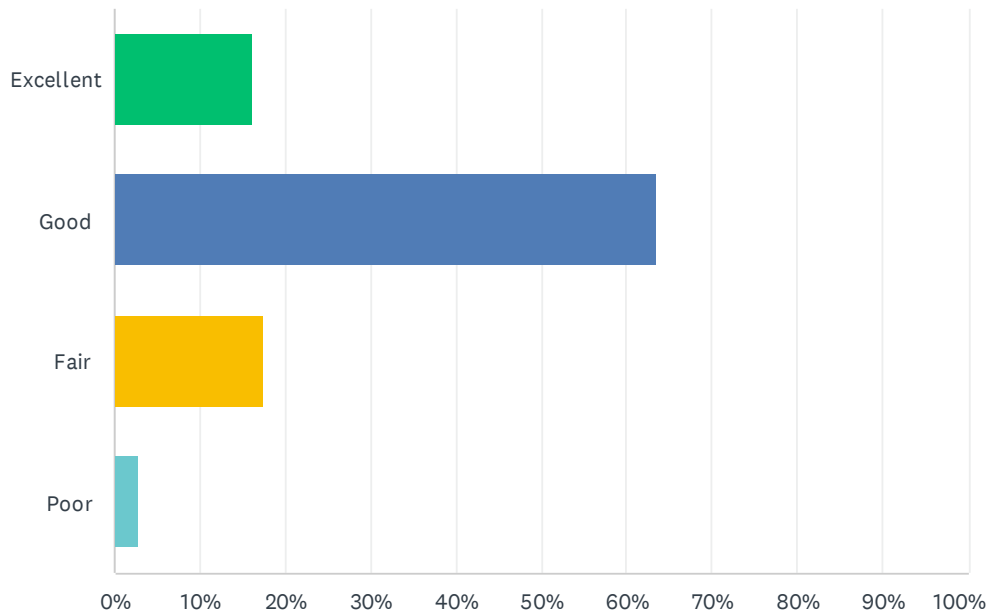
Answered: 74 Skipped: 5



ANSWER CHOICES	RESPONSES	
Improved	25.68%	19
Stayed the same	39.19%	29
Declined	24.32%	18
Don't know	2.70%	2
Not applicable	8.11%	6
TOTAL		74

Q20 How do you rate the physical condition of your child's school?

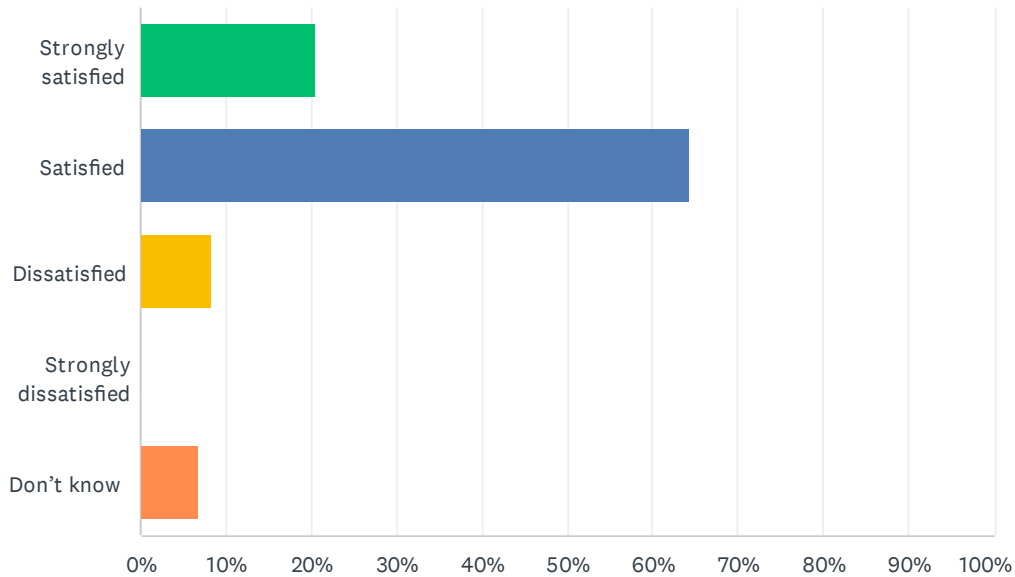
Answered: 74 Skipped: 5



ANSWER CHOICES	RESPONSES	
Excellent	16.22%	12
Good	63.51%	47
Fair	17.57%	13
Poor	2.70%	2
TOTAL		74

Q21 How satisfied are you with the opportunities provided to be involved in your child's education? Refer to the EIPS Parent Engagement overview for examples of involvement and engagement opportunities that help support student success.

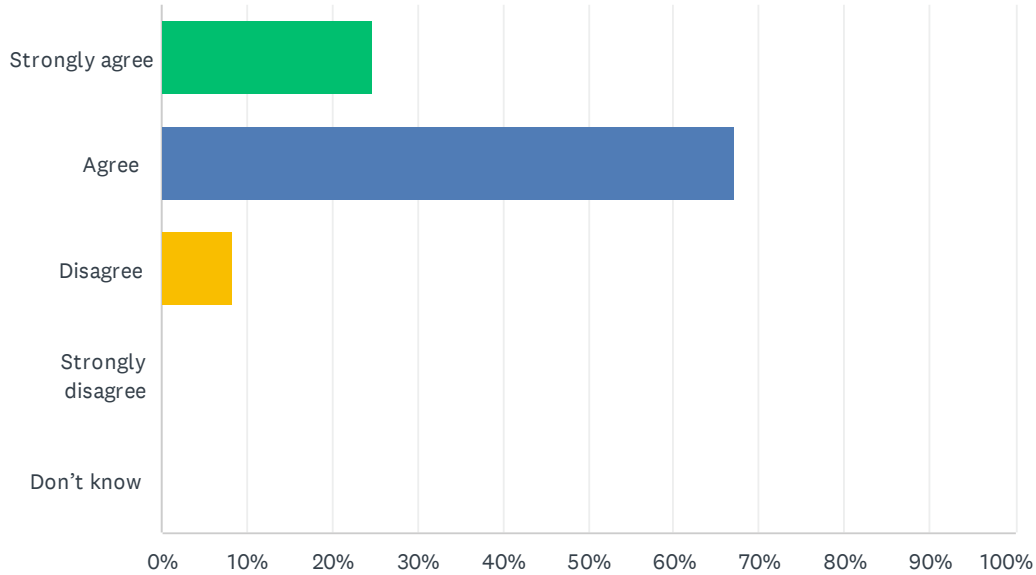
Answered: 73 Skipped: 6



ANSWER CHOICES	RESPONSES	
Strongly satisfied	20.55%	15
Satisfied	64.38%	47
Dissatisfied	8.22%	6
Strongly dissatisfied	0.00%	0
Don't know	6.85%	5
TOTAL		73

Q22 The school keeps me informed about my child's progress and achievement.

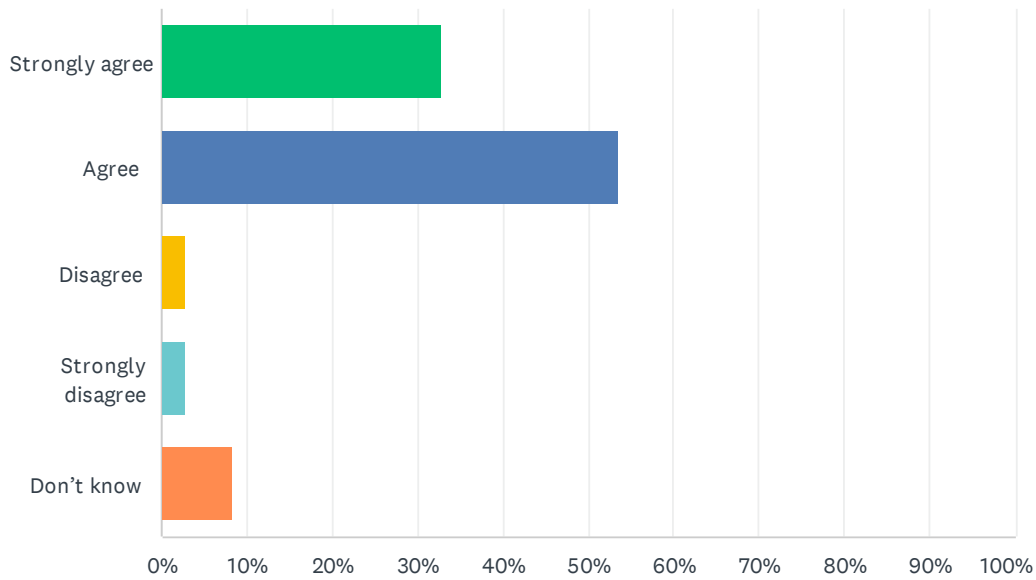
Answered: 73 Skipped: 6



ANSWER CHOICES	RESPONSES	
Strongly agree	24.66%	18
Agree	67.12%	49
Disagree	8.22%	6
Strongly disagree	0.00%	0
Don't know	0.00%	0
TOTAL		73

Q23 There is open and honest communication within my child's school.

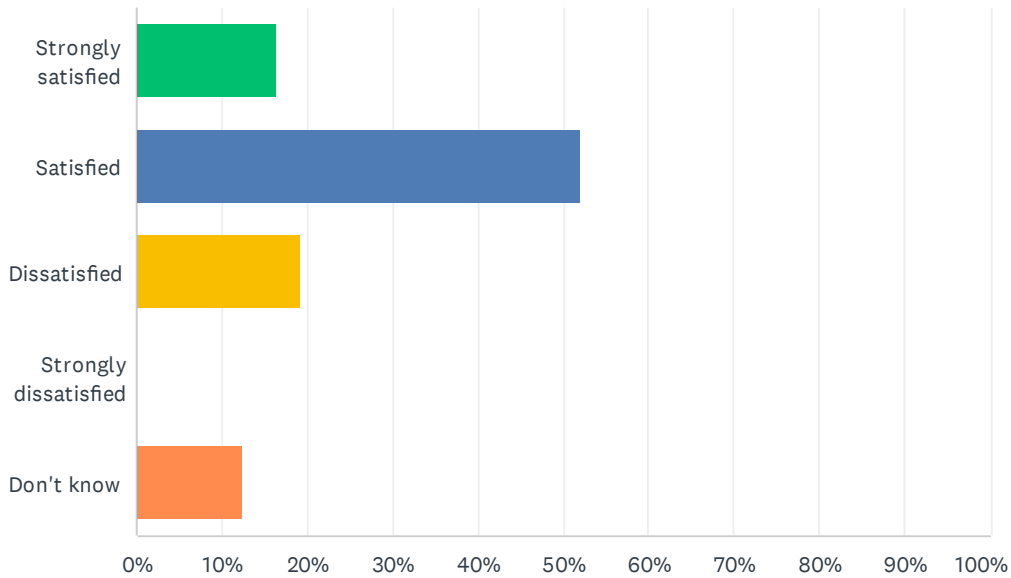
Answered: 73 Skipped: 6



ANSWER CHOICES	RESPONSES	
Strongly agree	32.88%	24
Agree	53.42%	39
Disagree	2.74%	2
Strongly disagree	2.74%	2
Don't know	8.22%	6
TOTAL		73

Q24 How satisfied are you with the Division’s commitment to engaging stakeholders—including parents and caregivers—about matters that affect decision-making and public education?

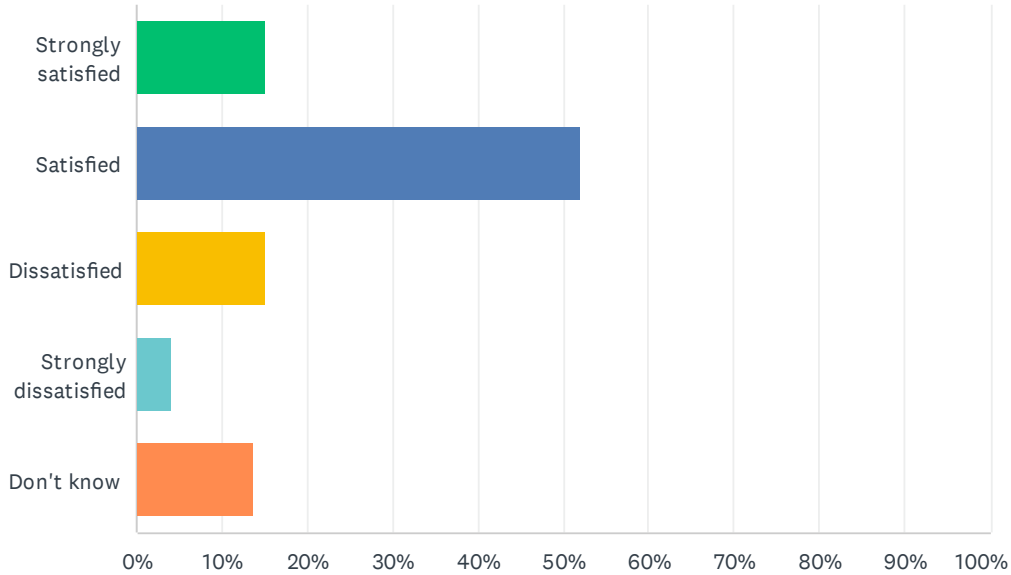
Answered: 73 Skipped: 6



ANSWER CHOICES	RESPONSES
Strongly satisfied	16.44% 12
Satisfied	52.05% 38
Dissatisfied	19.18% 14
Strongly dissatisfied	0.00% 0
Don't know	12.33% 9
TOTAL	73

Q25 How satisfied are you with the Division’s commitment to advocating for public education?

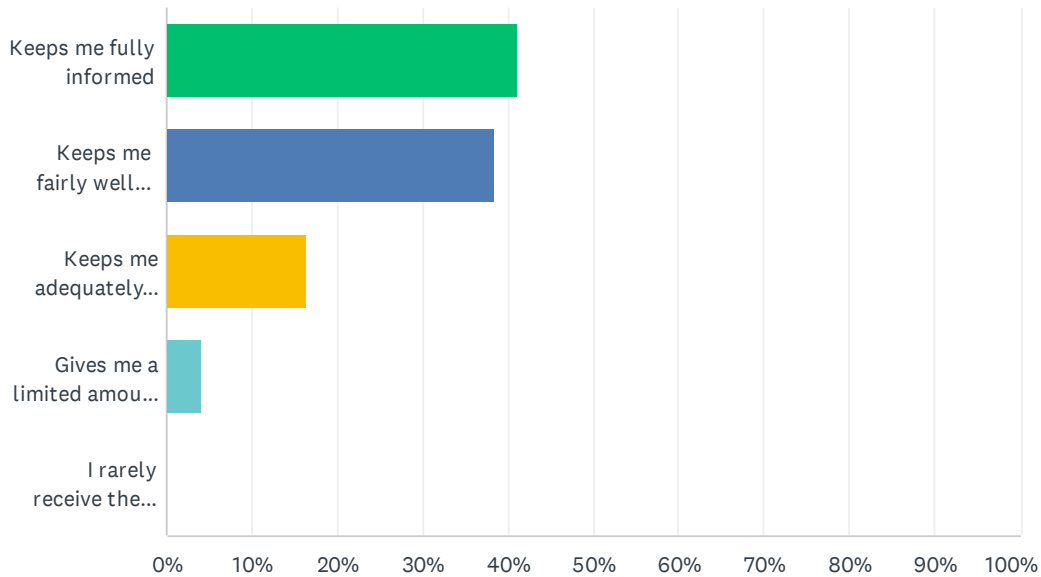
Answered: 73 Skipped: 6



ANSWER CHOICES	RESPONSES	
Strongly satisfied	15.07%	11
Satisfied	52.05%	38
Dissatisfied	15.07%	11
Strongly dissatisfied	4.11%	3
Don't know	13.70%	10
TOTAL		73

Q26 Elk Island Public Schools appreciates the opportunity to stay connected with parents about news, activities, programs and other matters of importance. What is your impression of the communication you receive from your child's school?

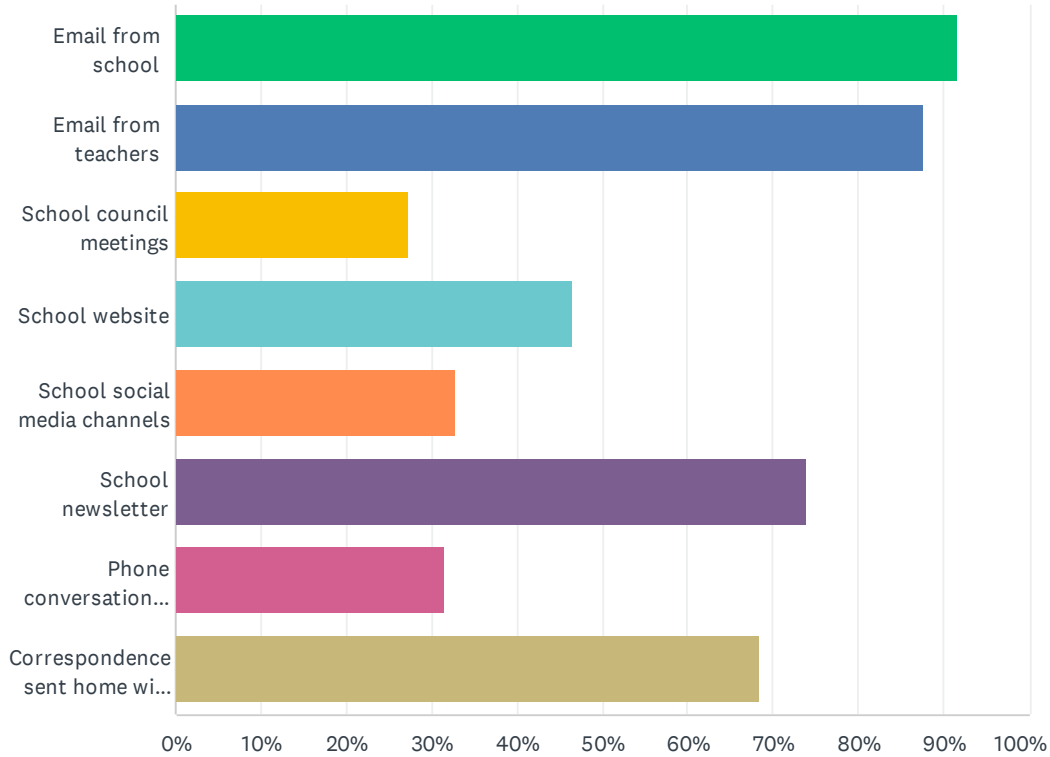
Answered: 73 Skipped: 6



ANSWER CHOICES	RESPONSES	
Keeps me fully informed	41.10%	30
Keeps me fairly well informed	38.36%	28
Keeps me adequately informed	16.44%	12
Gives me a limited amount of information	4.11%	3
I rarely receive the information I need	0.00%	0
TOTAL		73

Q27 Do you regularly make use of the following to keep up to date on school activities, programs, etc.? Check all that apply.

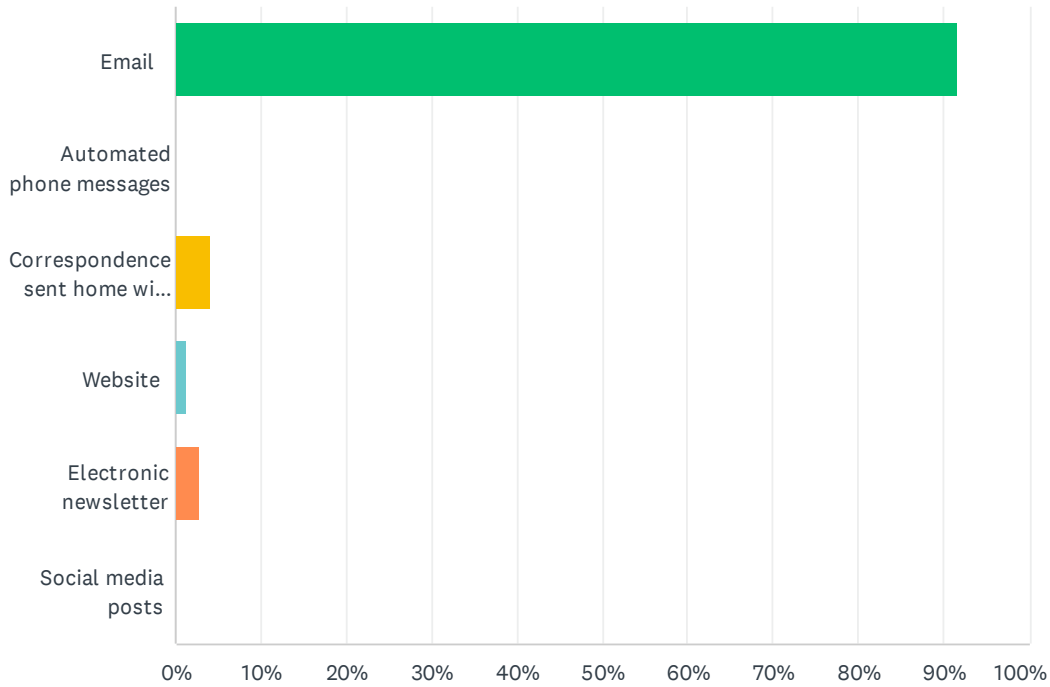
Answered: 73 Skipped: 6



ANSWER CHOICES	RESPONSES	
Email from school	91.78%	67
Email from teachers	87.67%	64
School council meetings	27.40%	20
School website	46.58%	34
School social media channels	32.88%	24
School newsletter	73.97%	54
Phone conversations with the school or teachers	31.51%	23
Correspondence sent home with my child	68.49%	50
Total Respondents: 73		

Q28 What is your most preferred method of communication from the school and Division?

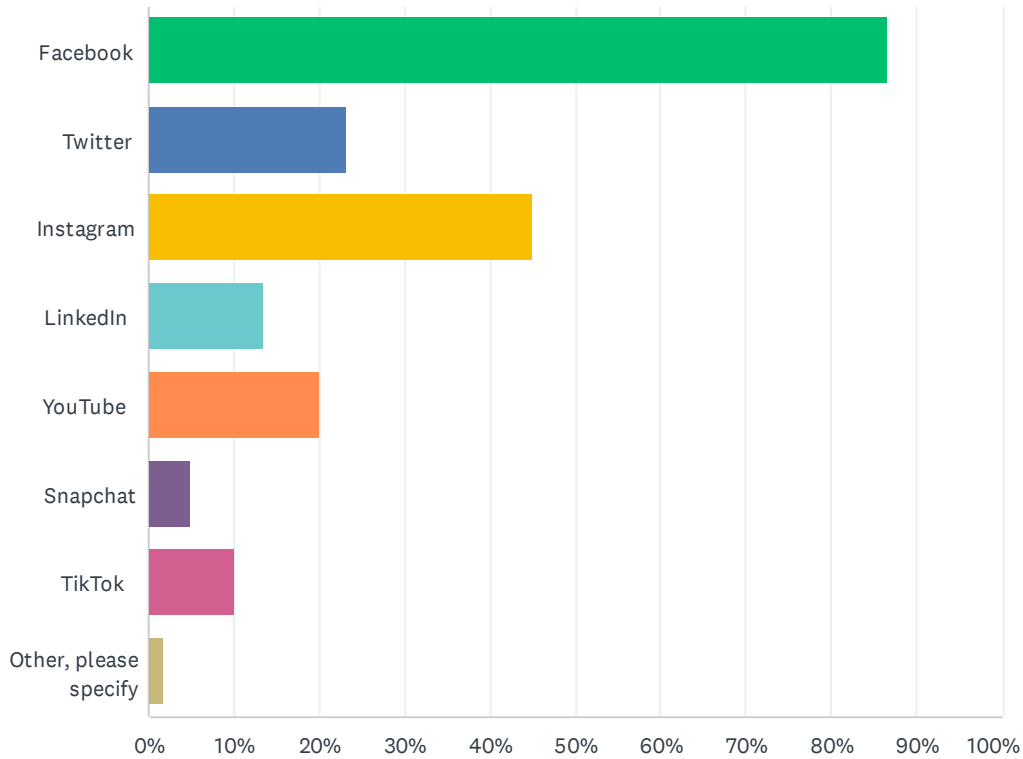
Answered: 73 Skipped: 6



ANSWER CHOICES	RESPONSES	
Email	91.78%	67
Automated phone messages	0.00%	0
Correspondence sent home with my child	4.11%	3
Website	1.37%	1
Electronic newsletter	2.74%	2
Social media posts	0.00%	0
TOTAL		73

Q29 The Division and schools often share news and information on social media. Which of the following platforms do you use? Check all that apply.

Answered: 60 Skipped: 19



ANSWER CHOICES	RESPONSES	
Facebook	86.67%	52
Twitter	23.33%	14
Instagram	45.00%	27
LinkedIn	13.33%	8
YouTube	20.00%	12
Snapchat	5.00%	3
TikTok	10.00%	6
Other, please specify	1.67%	1
Total Respondents: 60		

#	OTHER, PLEASE SPECIFY	DATE
1	Padlet	3/6/2023 11:43 PM