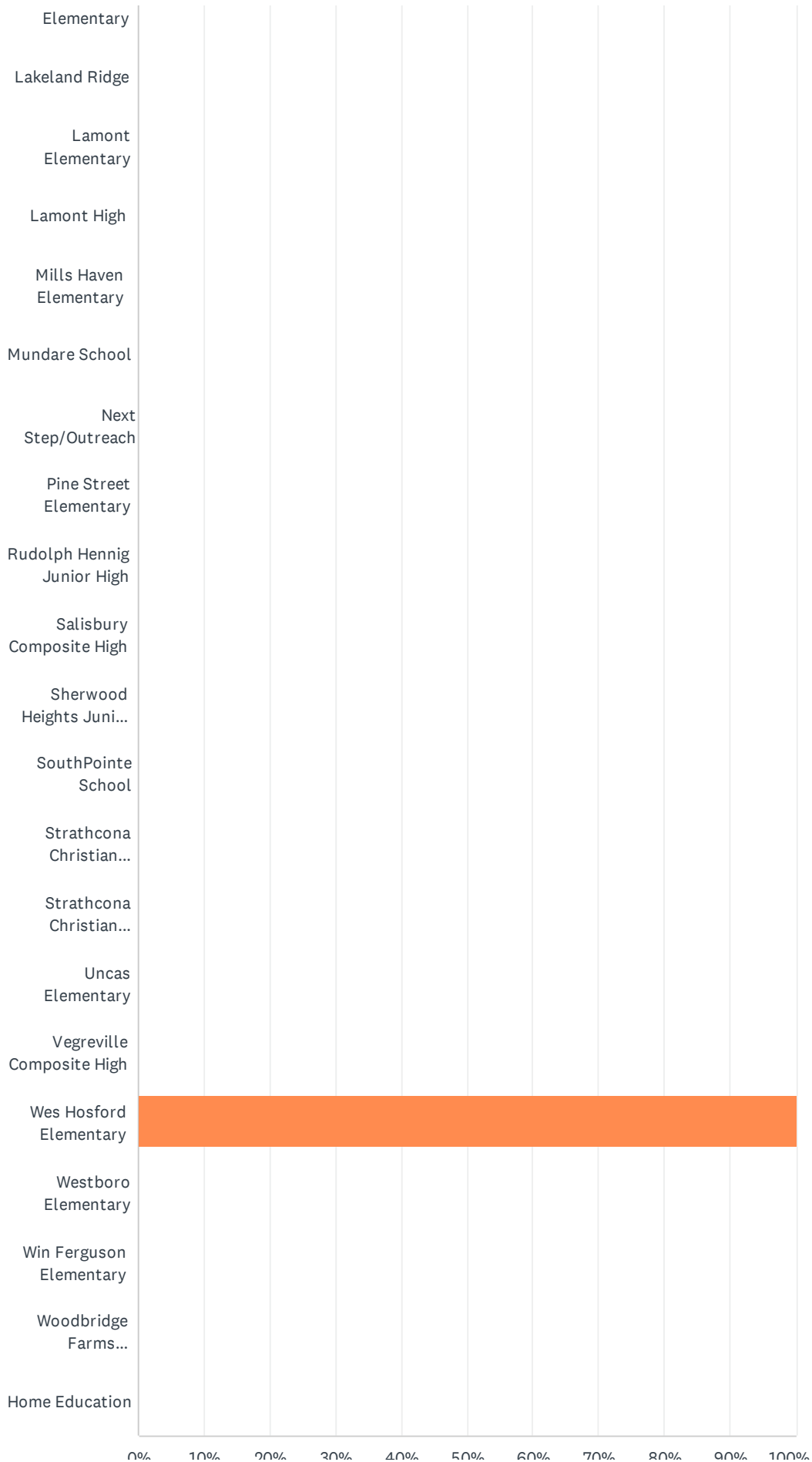


Q1 What school does your child currently attend?

Answered: 79 Skipped: 0

A.L. Horton Elementary										
Andrew School										
Ardrossan Elementary										
Ardrossan Junior Senio...										
Bev Facey Community High										
Brentwood Elementary										
Bruderheim School										
Clover Bar Junior High										
Davidson Creek Elementary										
École Campbelltown										
École Parc Élémentaire										
F.R. Haythorne Junior High										
Fort Saskatchewan...										
Fort Saskatchewan...										
Fort Saskatchewan...										
Fultonvale Elementary...										
Glen Allan Elementary										
Heritage Hills Elementary										
James Mowat										

EIPS Parent Survey 2021-22



EIPS Parent Survey 2021-22

0% 10% 20% 30% 40% 50% 60% 70% 80% 90% 100%

EIPS Parent Survey 2021-22

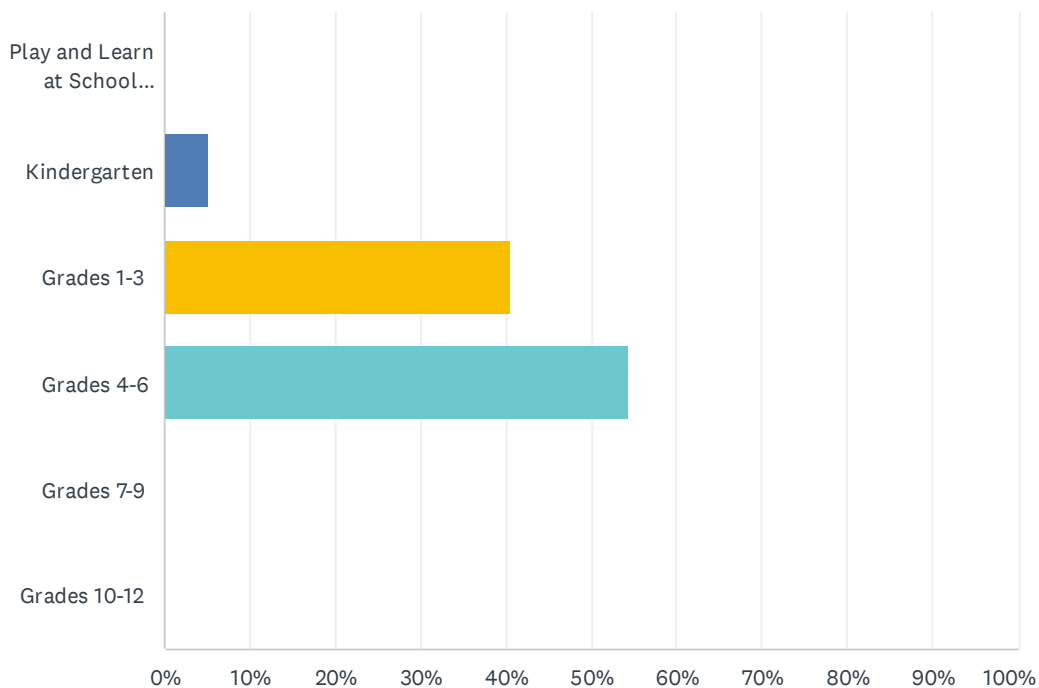
ANSWER CHOICES	RESPONSES	
A.L. Horton Elementary	0.00%	0
Andrew School	0.00%	0
Ardrossan Elementary	0.00%	0
Ardrossan Junior Senior High	0.00%	0
Bev Facey Community High	0.00%	0
Brentwood Elementary	0.00%	0
Bruderheim School	0.00%	0
Clover Bar Junior High	0.00%	0
Davidson Creek Elementary	0.00%	0
École Campbelltown	0.00%	0
École Parc Élémentaire	0.00%	0
F.R. Haythorne Junior High	0.00%	0
Fort Saskatchewan Christian	0.00%	0
Fort Saskatchewan Elementary	0.00%	0
Fort Saskatchewan High	0.00%	0
Fultonvale Elementary Junior High	0.00%	0
Glen Allan Elementary	0.00%	0
Heritage Hills Elementary	0.00%	0
James Mowat Elementary	0.00%	0
Lakeland Ridge	0.00%	0
Lamont Elementary	0.00%	0
Lamont High	0.00%	0
Mills Haven Elementary	0.00%	0
Mundare School	0.00%	0
Next Step/Outreach	0.00%	0
Pine Street Elementary	0.00%	0
Rudolph Hennig Junior High	0.00%	0
Salisbury Composite High	0.00%	0
Sherwood Heights Junior High	0.00%	0
SouthPointe School	0.00%	0
Strathcona Christian Academy Elementary	0.00%	0
Strathcona Christian Academy Secondary	0.00%	0

EIPS Parent Survey 2021-22

Uncas Elementary	0.00%	0
Vegreville Composite High	0.00%	0
Wes Hosford Elementary	100.00%	79
Westboro Elementary	0.00%	0
Win Ferguson Elementary	0.00%	0
Woodbridge Farms Elementary	0.00%	0
Home Education	0.00%	0
TOTAL		79

Q2 What grade is your child currently in?

Answered: 79 Skipped: 0



ANSWER CHOICES	RESPONSES	
Play and Learn at School (PALS)	0.00%	0
Kindergarten	5.06%	4
Grades 1-3	40.51%	32
Grades 4-6	54.43%	43
Grades 7-9	0.00%	0
Grades 10-12	0.00%	0
TOTAL		79

Q3 As a result of being in the Play and Learn at School (PALS) program, my child's demonstrating growth in their development.

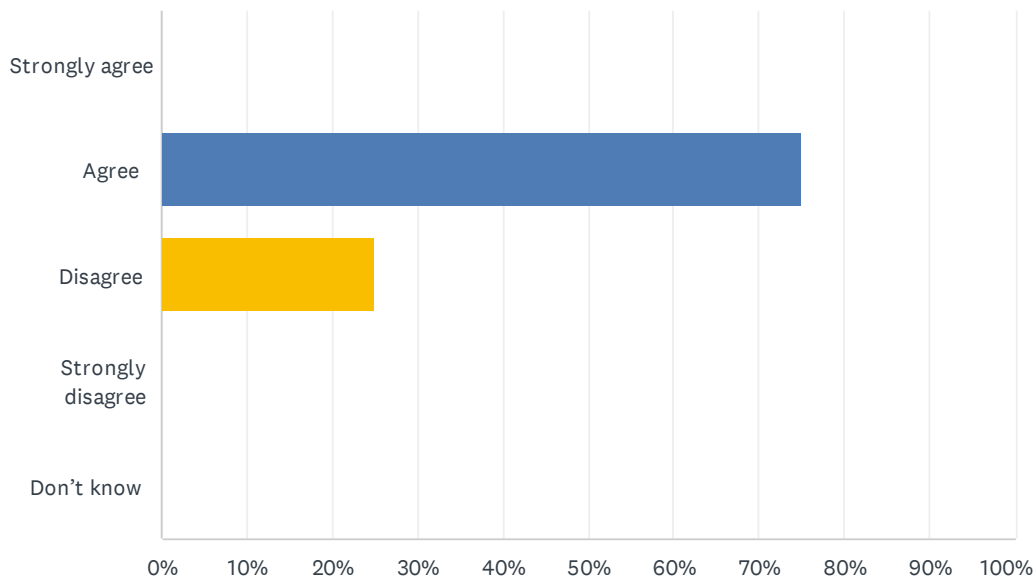
Answered: 0 Skipped: 79

 No matching responses.

ANSWER CHOICES	RESPONSES
Strongly agree	0.00% 0
Agree	0.00% 0
Disagree	0.00% 0
Strongly disagree	0.00% 0
Don't know	0.00% 0
TOTAL	0

Q4 As a result of being in the Kindergarten program, my child's becoming ready to enter Grade 1.

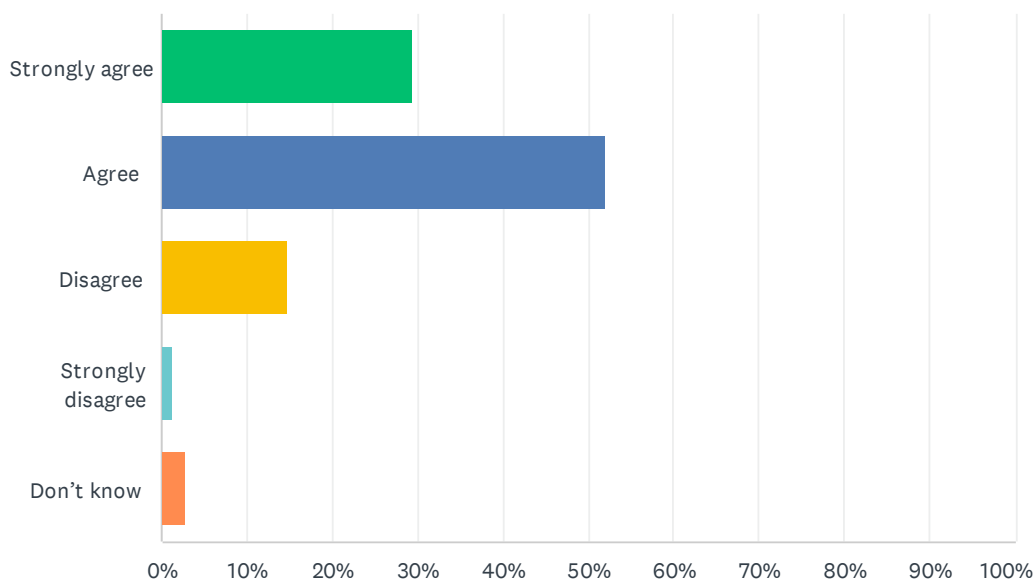
Answered: 4 Skipped: 75



ANSWER CHOICES	RESPONSES	
Strongly agree	0.00%	0
Agree	75.00%	3
Disagree	25.00%	1
Strongly disagree	0.00%	0
Don't know	0.00%	0
TOTAL		4

Q5 My child's individual needs are met.

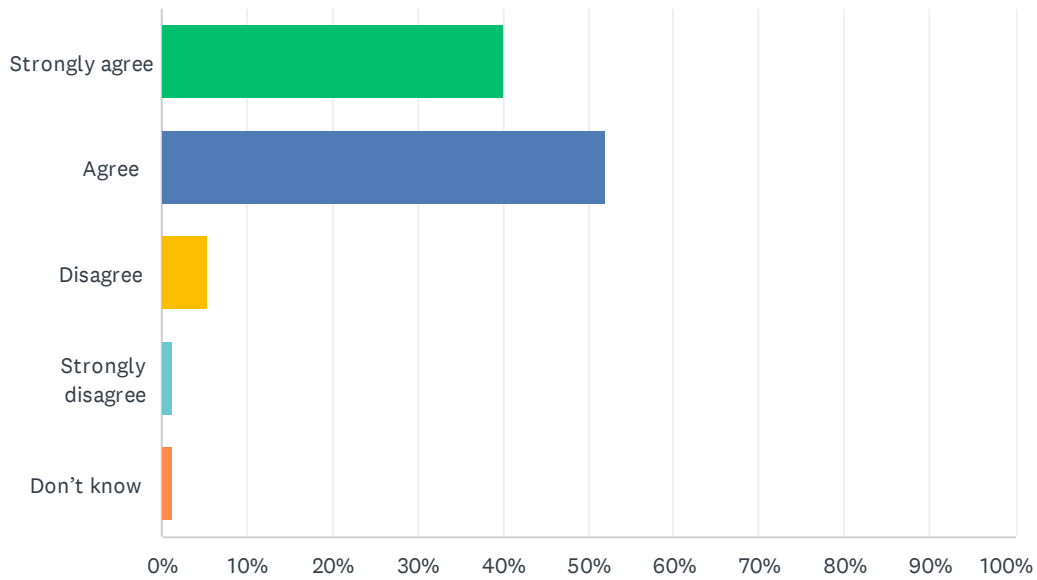
Answered: 75 Skipped: 4



ANSWER CHOICES	RESPONSES	
Strongly agree	29.33%	22
Agree	52.00%	39
Disagree	14.67%	11
Strongly disagree	1.33%	1
Don't know	2.67%	2
TOTAL		75

Q6 My child's encouraged to do their best.

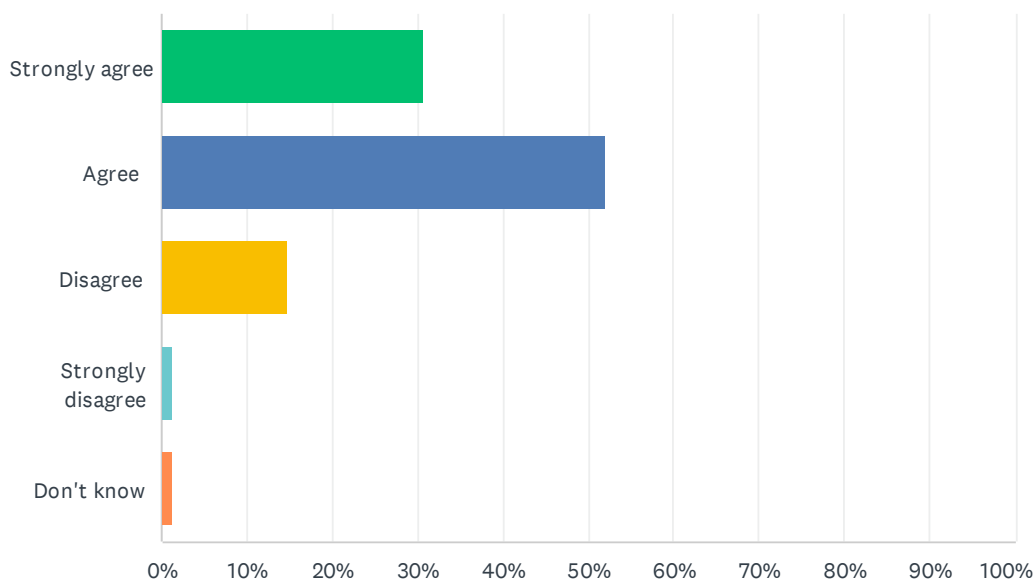
Answered: 75 Skipped: 4



ANSWER CHOICES	RESPONSES	
Strongly agree	40.00%	30
Agree	52.00%	39
Disagree	5.33%	4
Strongly disagree	1.33%	1
Don't know	1.33%	1
TOTAL		75

Q7 My child's demonstrating growth in literacy.

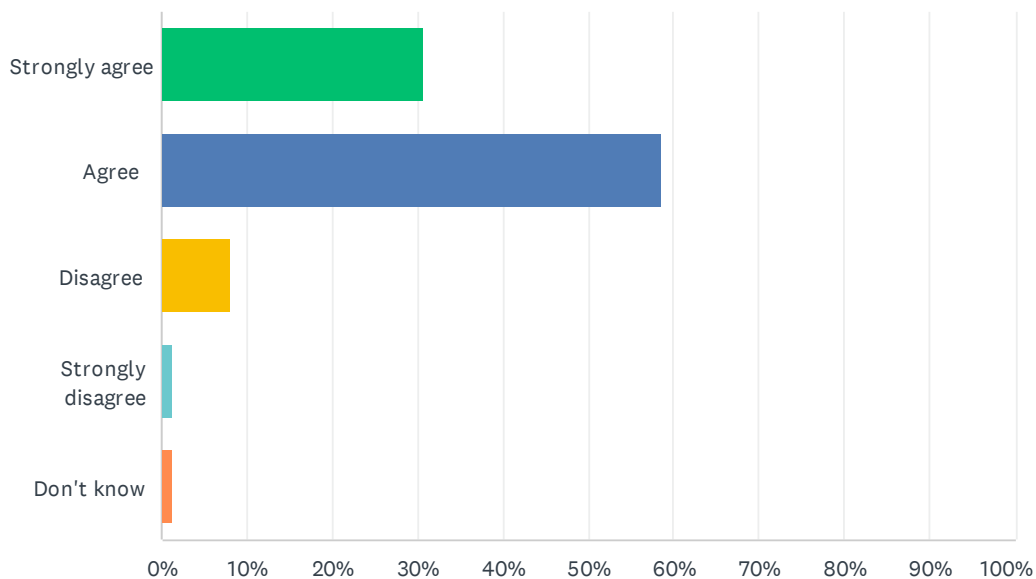
Answered: 75 Skipped: 4



ANSWER CHOICES	RESPONSES	
Strongly agree	30.67%	23
Agree	52.00%	39
Disagree	14.67%	11
Strongly disagree	1.33%	1
Don't know	1.33%	1
TOTAL		75

Q8 My child's demonstrating growth in numeracy.

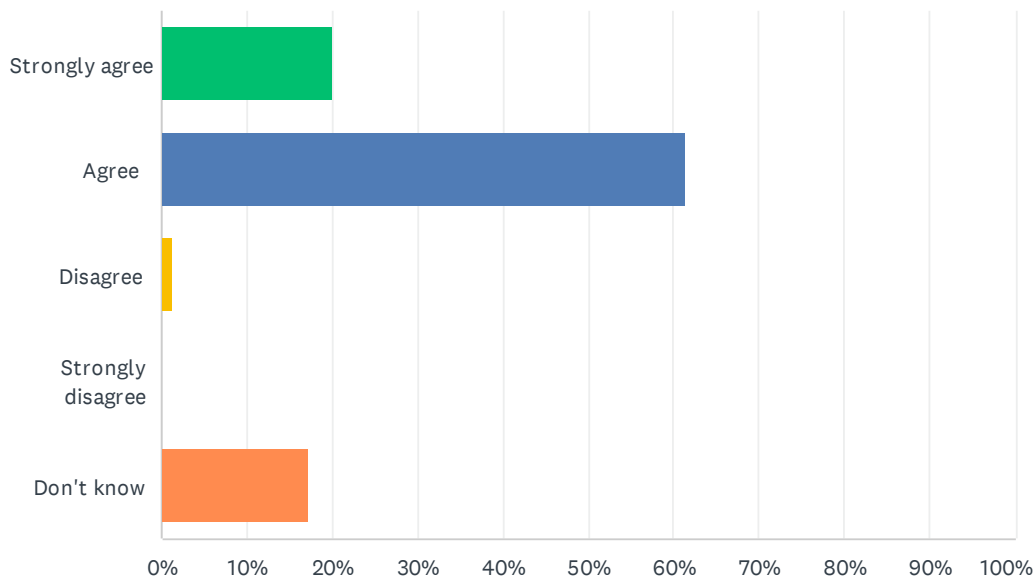
Answered: 75 Skipped: 4



ANSWER CHOICES	RESPONSES	
Strongly agree	30.67%	23
Agree	58.67%	44
Disagree	8.00%	6
Strongly disagree	1.33%	1
Don't know	1.33%	1
TOTAL		75

Q9 My child has an understanding of First Nations, Métis and Inuit culture and history.

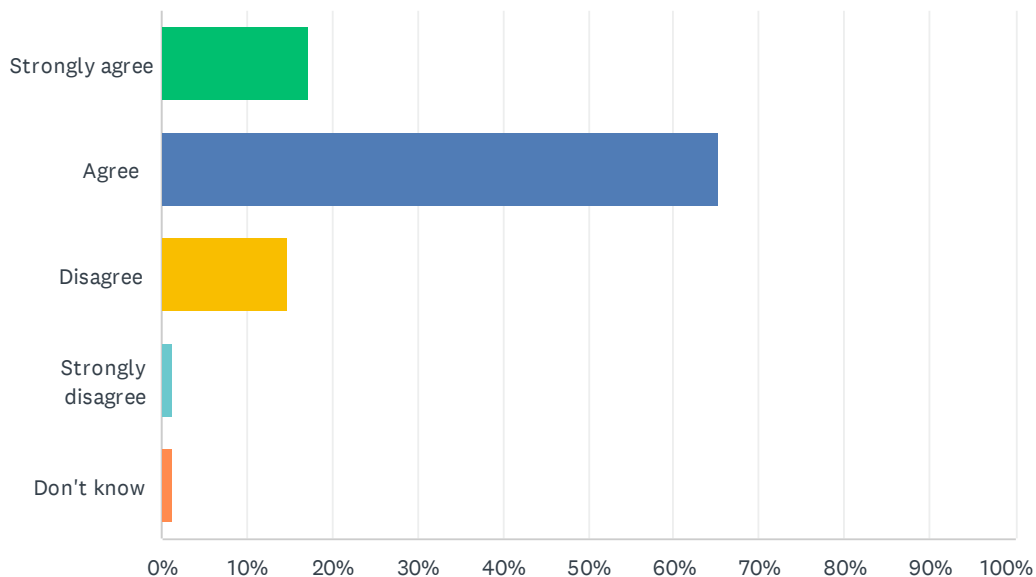
Answered: 75 Skipped: 4



ANSWER CHOICES	RESPONSES	
Strongly agree	20.00%	15
Agree	61.33%	46
Disagree	1.33%	1
Strongly disagree	0.00%	0
Don't know	17.33%	13
TOTAL		75

Q10 My child's learning the knowledge, skills and attitudes necessary to be successful in life.

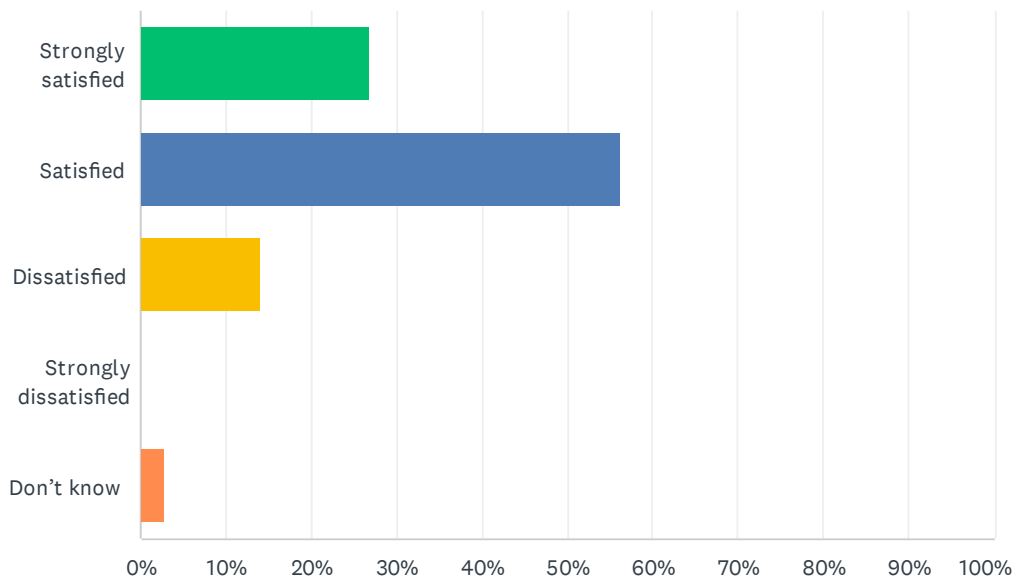
Answered: 75 Skipped: 4



ANSWER CHOICES	RESPONSES	
Strongly agree	17.33%	13
Agree	65.33%	49
Disagree	14.67%	11
Strongly disagree	1.33%	1
Don't know	1.33%	1
TOTAL		75

Q11 How satisfied are you with the quality of education your child's receiving at school?

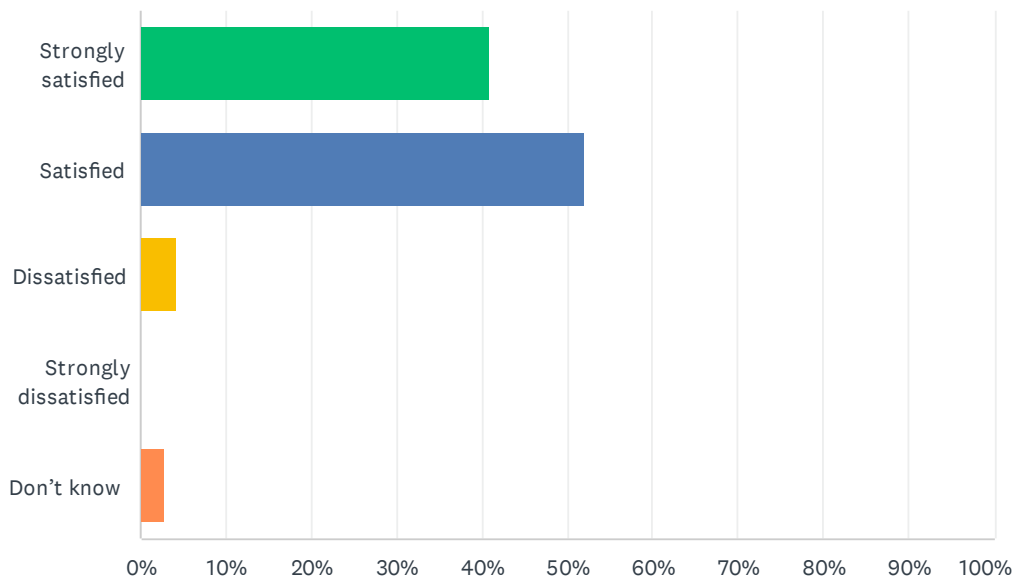
Answered: 71 Skipped: 8



ANSWER CHOICES	RESPONSES	
Strongly satisfied	26.76%	19
Satisfied	56.34%	40
Dissatisfied	14.08%	10
Strongly dissatisfied	0.00%	0
Don't know	2.82%	2
TOTAL		71

Q12 How satisfied are you with the quality of teaching at your child's school?

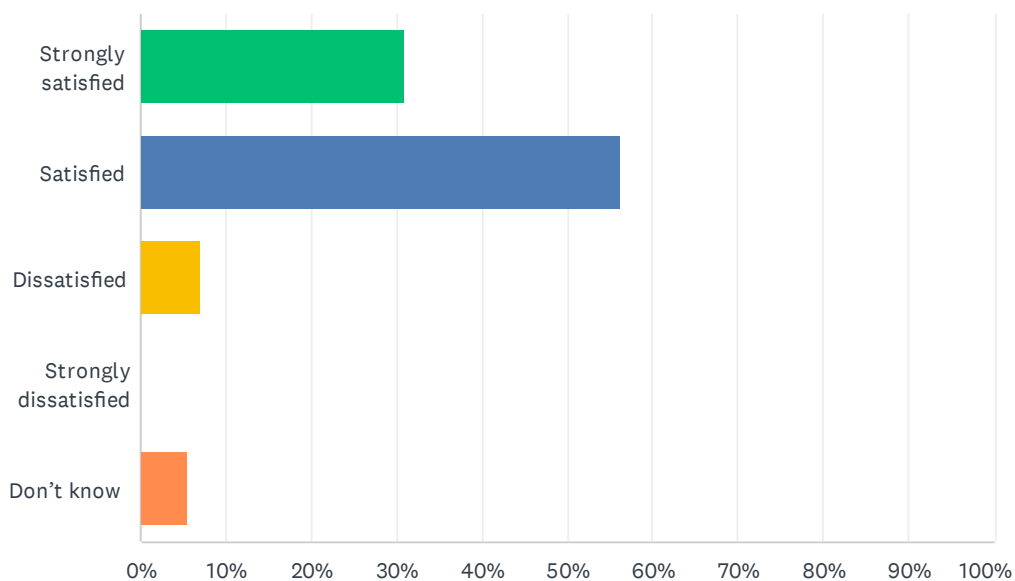
Answered: 71 Skipped: 8



ANSWER CHOICES	RESPONSES	
Strongly satisfied	40.85%	29
Satisfied	52.11%	37
Dissatisfied	4.23%	3
Strongly dissatisfied	0.00%	0
Don't know	2.82%	2
TOTAL		71

Q13 How satisfied are you with the leadership at your child's school?

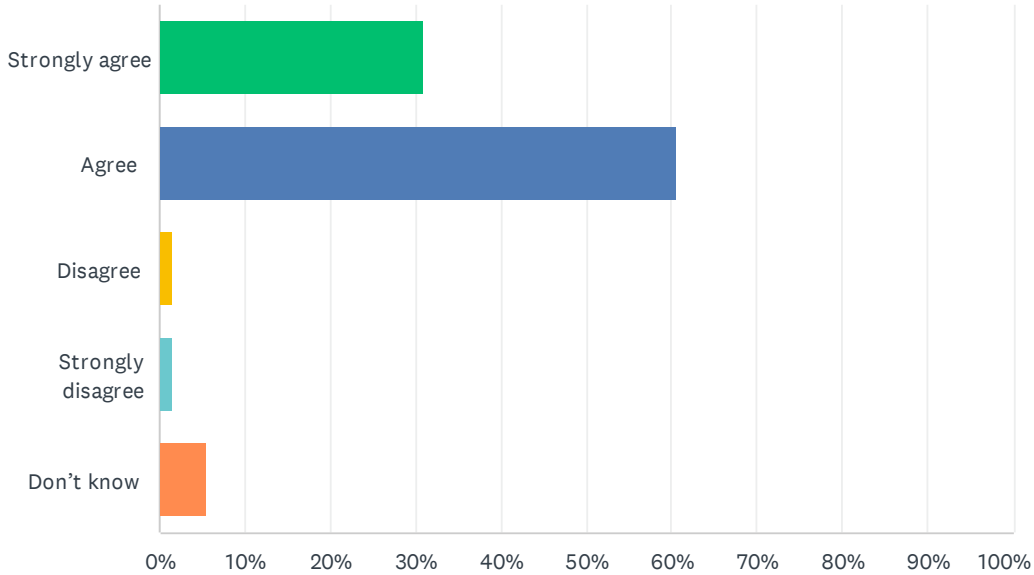
Answered: 71 Skipped: 8



ANSWER CHOICES	RESPONSES	
Strongly satisfied	30.99%	22
Satisfied	56.34%	40
Dissatisfied	7.04%	5
Strongly dissatisfied	0.00%	0
Don't know	5.63%	4
TOTAL		71

Q14 My child’s school encourages my child to be a responsible, respectful and engaged citizen.

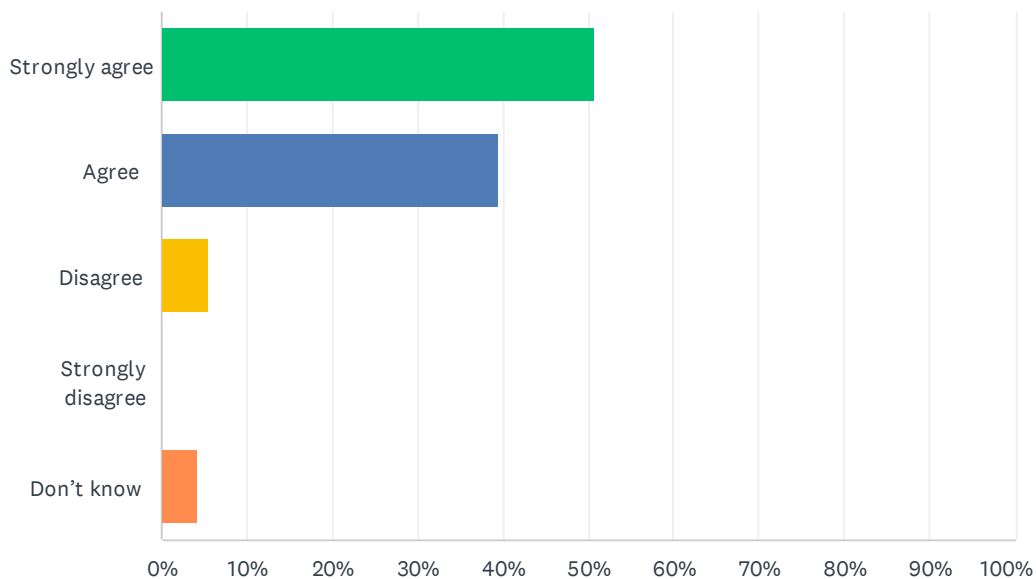
Answered: 71 Skipped: 8



ANSWER CHOICES	RESPONSES	
Strongly agree	30.99%	22
Agree	60.56%	43
Disagree	1.41%	1
Strongly disagree	1.41%	1
Don't know	5.63%	4
TOTAL		71

Q15 School staff care about my child.

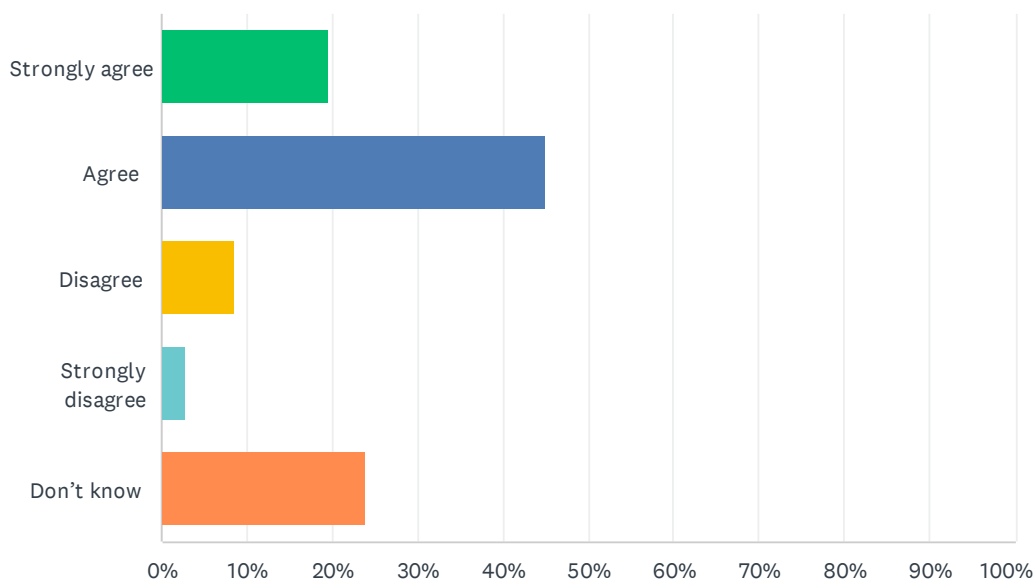
Answered: 71 Skipped: 8



ANSWER CHOICES	RESPONSES	
Strongly agree	50.70%	36
Agree	39.44%	28
Disagree	5.63%	4
Strongly disagree	0.00%	0
Don't know	4.23%	3
TOTAL		71

Q16 My child's school handles discipline fairly and reasonably.

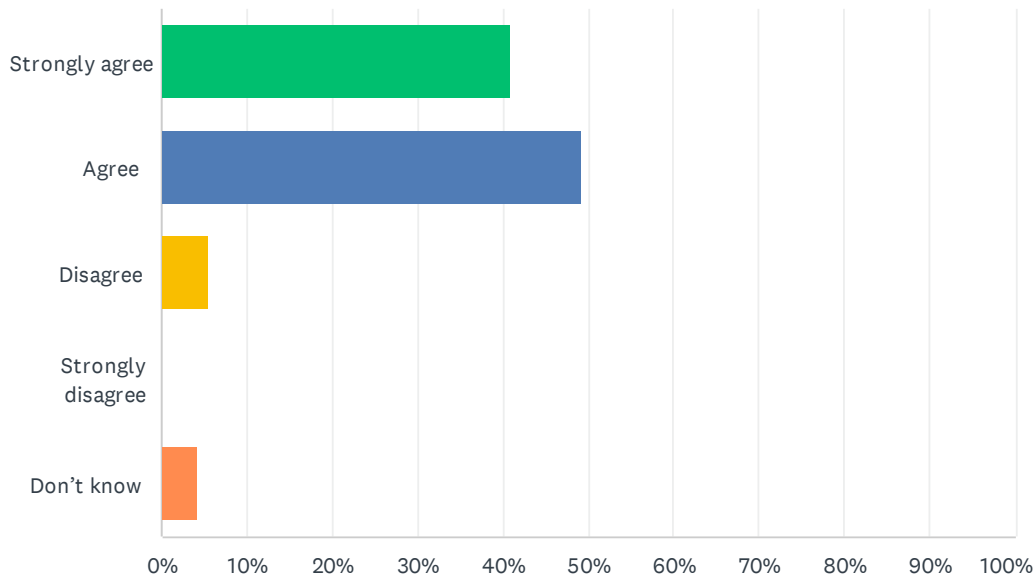
Answered: 71 Skipped: 8



ANSWER CHOICES	RESPONSES	
Strongly agree	19.72%	14
Agree	45.07%	32
Disagree	8.45%	6
Strongly disagree	2.82%	2
Don't know	23.94%	17
TOTAL		71

Q17 My child's school is safe.

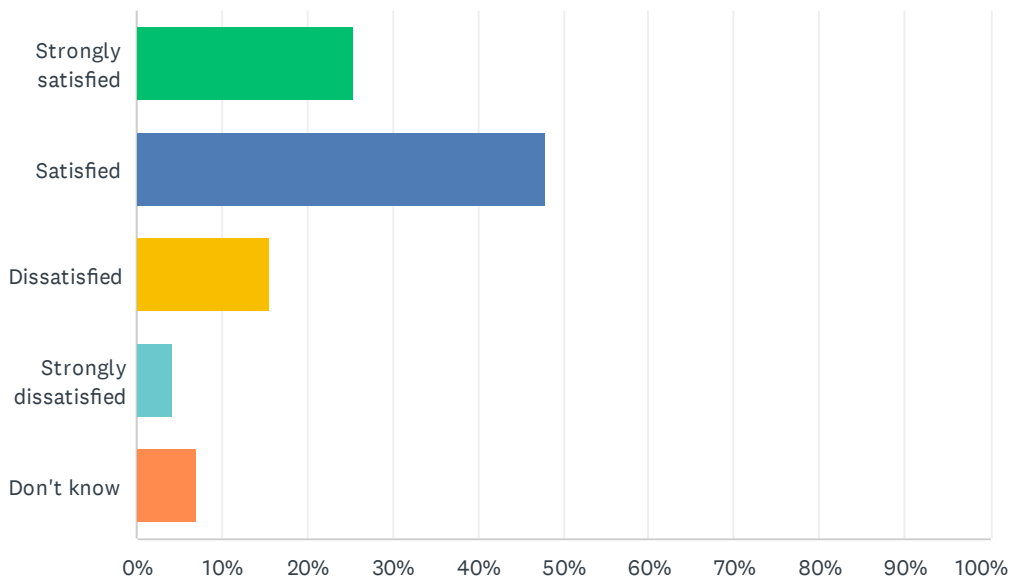
Answered: 71 Skipped: 8



ANSWER CHOICES	RESPONSES	
Strongly agree	40.85%	29
Agree	49.30%	35
Disagree	5.63%	4
Strongly disagree	0.00%	0
Don't know	4.23%	3
TOTAL		71

Q18 How satisfied are you with the resources available to support your child's learning?

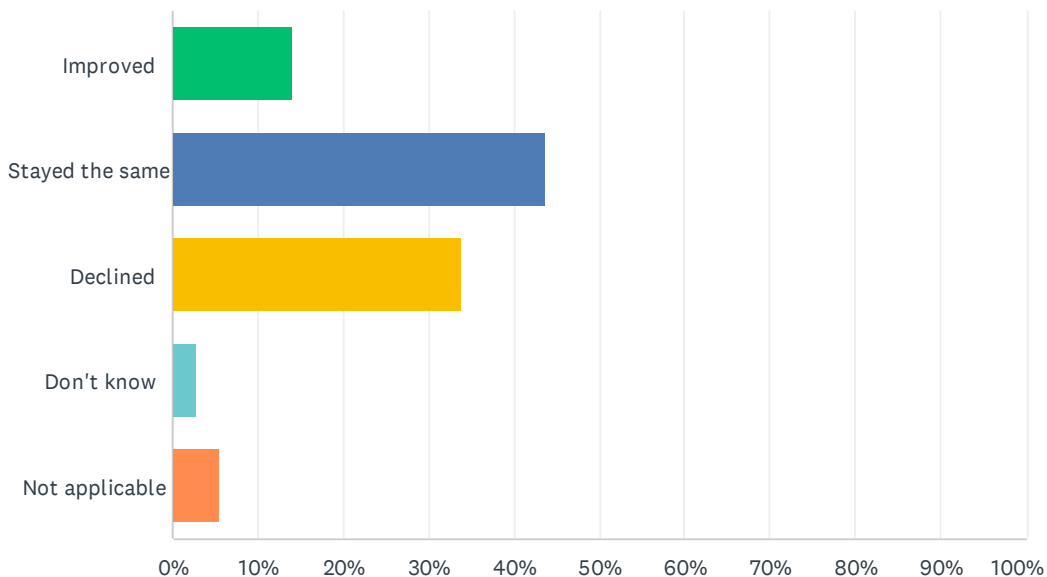
Answered: 71 Skipped: 8



ANSWER CHOICES	RESPONSES	
Strongly satisfied	25.35%	18
Satisfied	47.89%	34
Dissatisfied	15.49%	11
Strongly dissatisfied	4.23%	3
Don't know	7.04%	5
TOTAL		71

Q19 In your opinion, has the quality of education your child experienced improved, stayed the same or declined in the past three years?

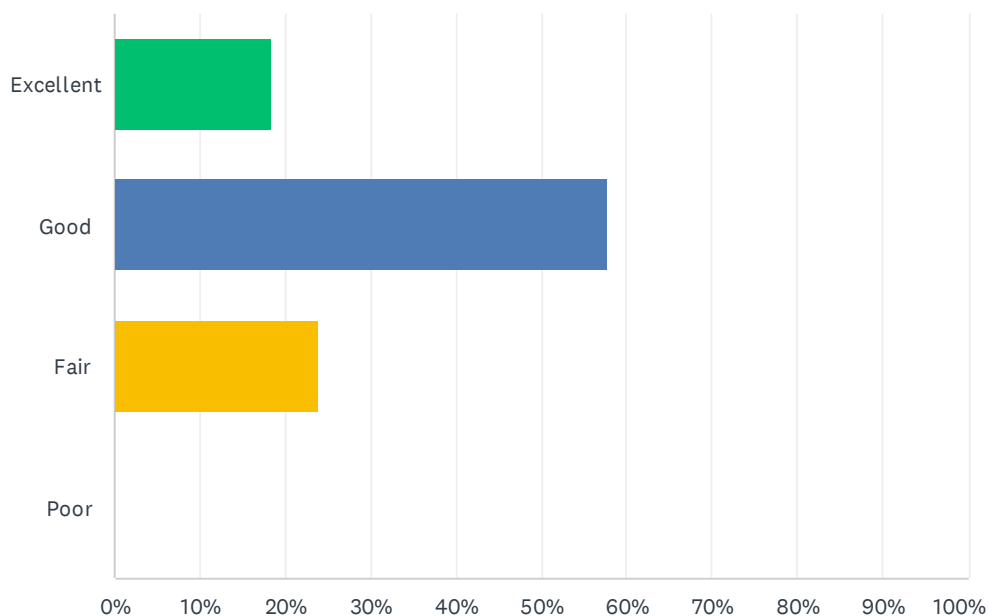
Answered: 71 Skipped: 8



ANSWER CHOICES	RESPONSES	
Improved	14.08%	10
Stayed the same	43.66%	31
Declined	33.80%	24
Don't know	2.82%	2
Not applicable	5.63%	4
TOTAL		71

Q20 How do you rate the physical condition of your child's school?

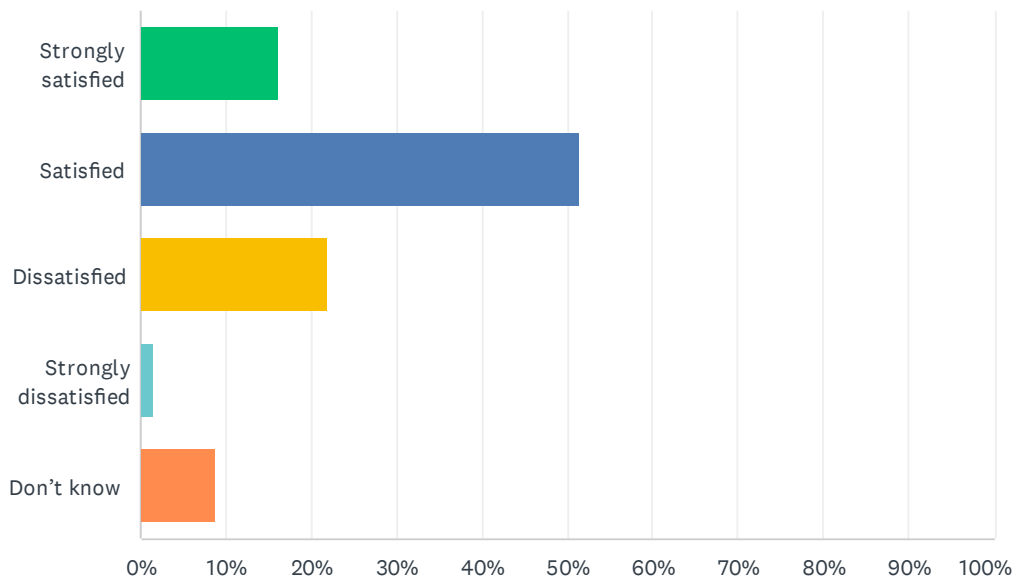
Answered: 71 Skipped: 8



ANSWER CHOICES	RESPONSES	
Excellent	18.31%	13
Good	57.75%	41
Fair	23.94%	17
Poor	0.00%	0
TOTAL		71

Q21 How satisfied are you with the opportunities provided to be involved in your child's education?

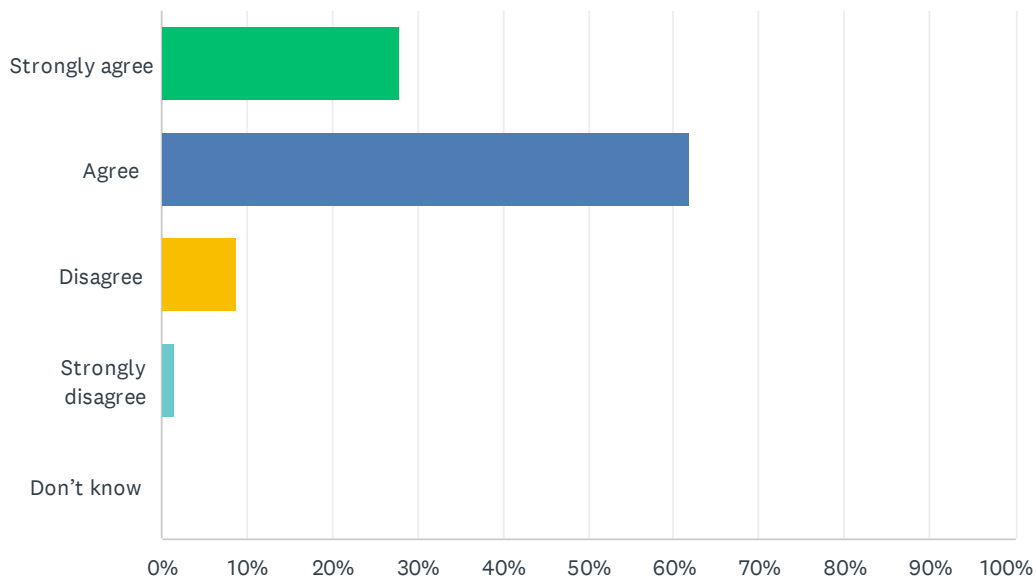
Answered: 68 Skipped: 11



ANSWER CHOICES	RESPONSES	
Strongly satisfied	16.18%	11
Satisfied	51.47%	35
Dissatisfied	22.06%	15
Strongly dissatisfied	1.47%	1
Don't know	8.82%	6
TOTAL		68

Q22 The school keeps me informed about my child's progress and achievement.

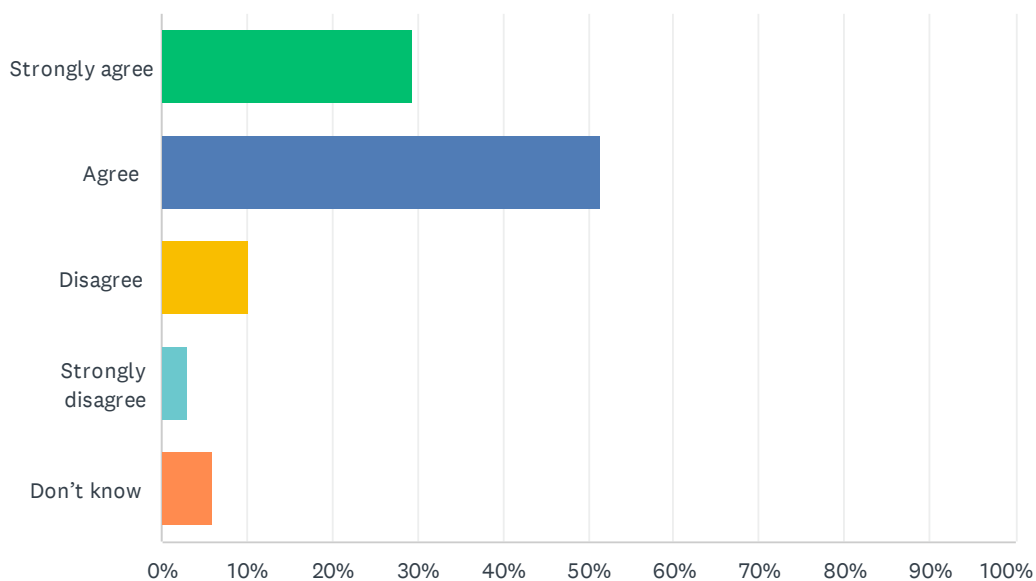
Answered: 68 Skipped: 11



ANSWER CHOICES	RESPONSES	
Strongly agree	27.94%	19
Agree	61.76%	42
Disagree	8.82%	6
Strongly disagree	1.47%	1
Don't know	0.00%	0
TOTAL		68

Q23 There is open and honest communication within my child's school.

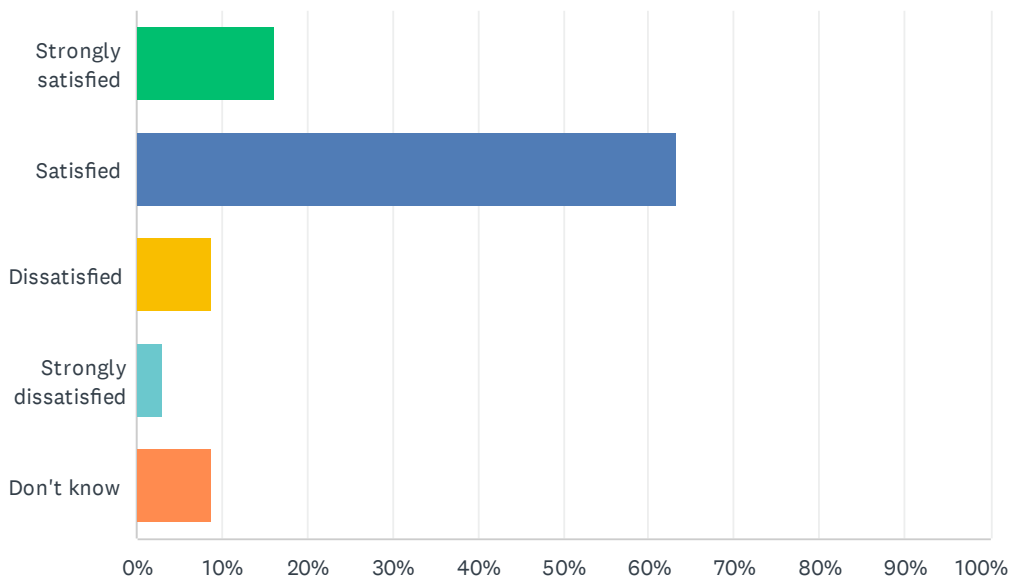
Answered: 68 Skipped: 11



ANSWER CHOICES	RESPONSES	
Strongly agree	29.41%	20
Agree	51.47%	35
Disagree	10.29%	7
Strongly disagree	2.94%	2
Don't know	5.88%	4
TOTAL		68

Q24 How satisfied are you with the Division’s commitment to engaging families in matters that affect public education?

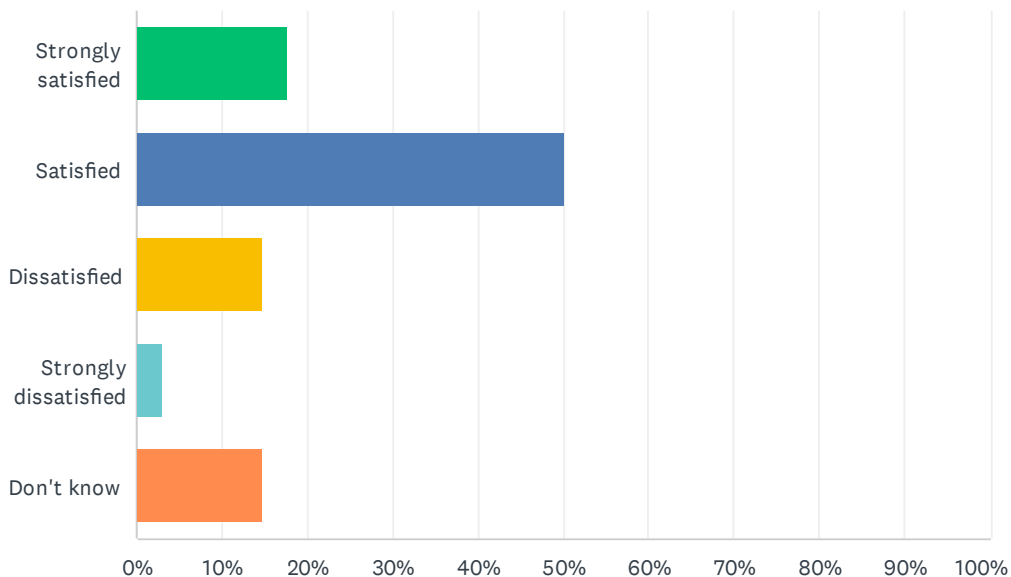
Answered: 68 Skipped: 11



ANSWER CHOICES	RESPONSES	
Strongly satisfied	16.18%	11
Satisfied	63.24%	43
Dissatisfied	8.82%	6
Strongly dissatisfied	2.94%	2
Don't know	8.82%	6
TOTAL		68

Q25 How satisfied are you with the Division’s commitment to advocating for public education?

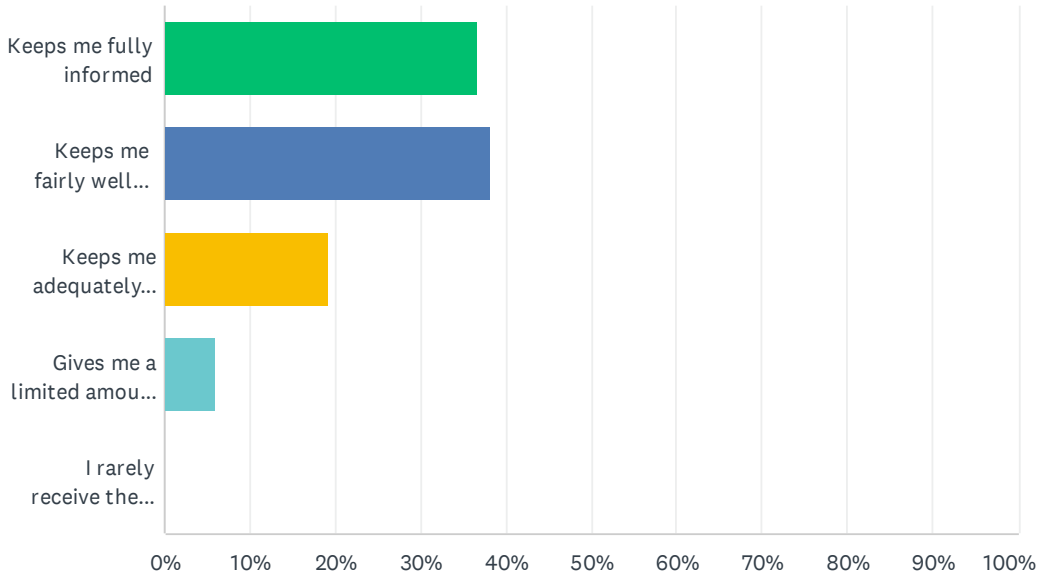
Answered: 68 Skipped: 11



ANSWER CHOICES	RESPONSES	
Strongly satisfied	17.65%	12
Satisfied	50.00%	34
Dissatisfied	14.71%	10
Strongly dissatisfied	2.94%	2
Don't know	14.71%	10
TOTAL		68

Q26 Elk Island Public Schools appreciates the opportunity to stay connected with parents about news, activities, programs and other matters of importance. What is your impression of the communication you receive from your child's school?

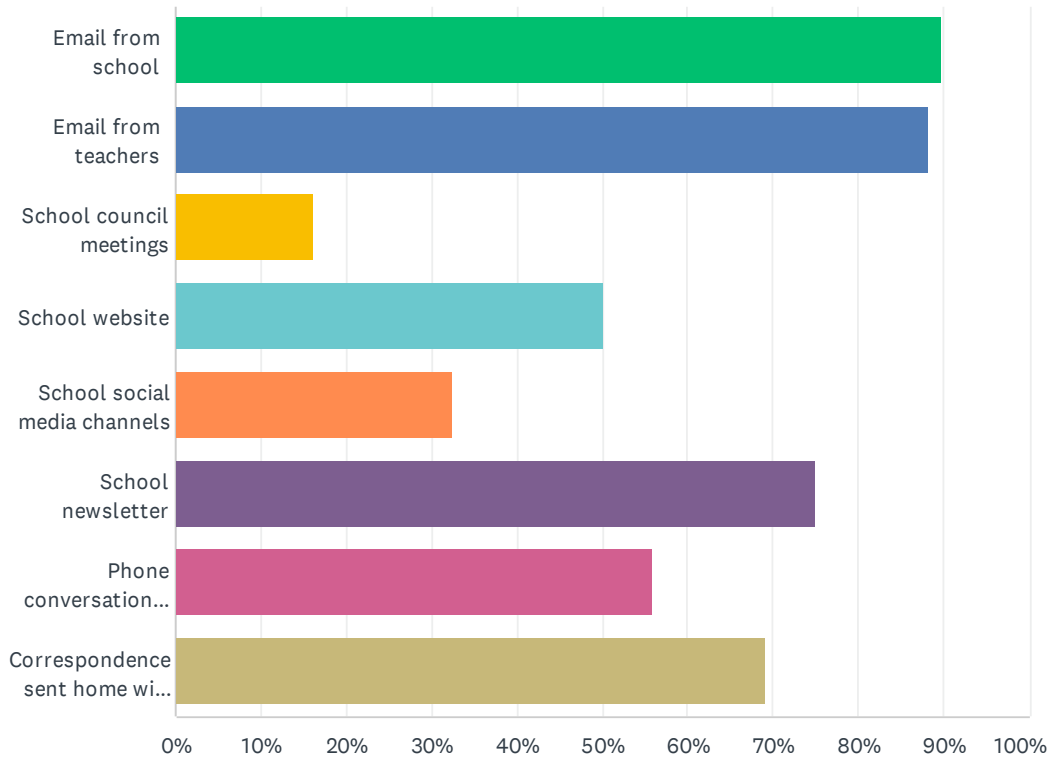
Answered: 68 Skipped: 11



ANSWER CHOICES	RESPONSES	
Keeps me fully informed	36.76%	25
Keeps me fairly well informed	38.24%	26
Keeps me adequately informed	19.12%	13
Gives me a limited amount of information	5.88%	4
I rarely receive the information I need	0.00%	0
TOTAL		68

Q27 Do you regularly make use of the following to keep up to date on school activities, programs, etc.? Check all that apply.

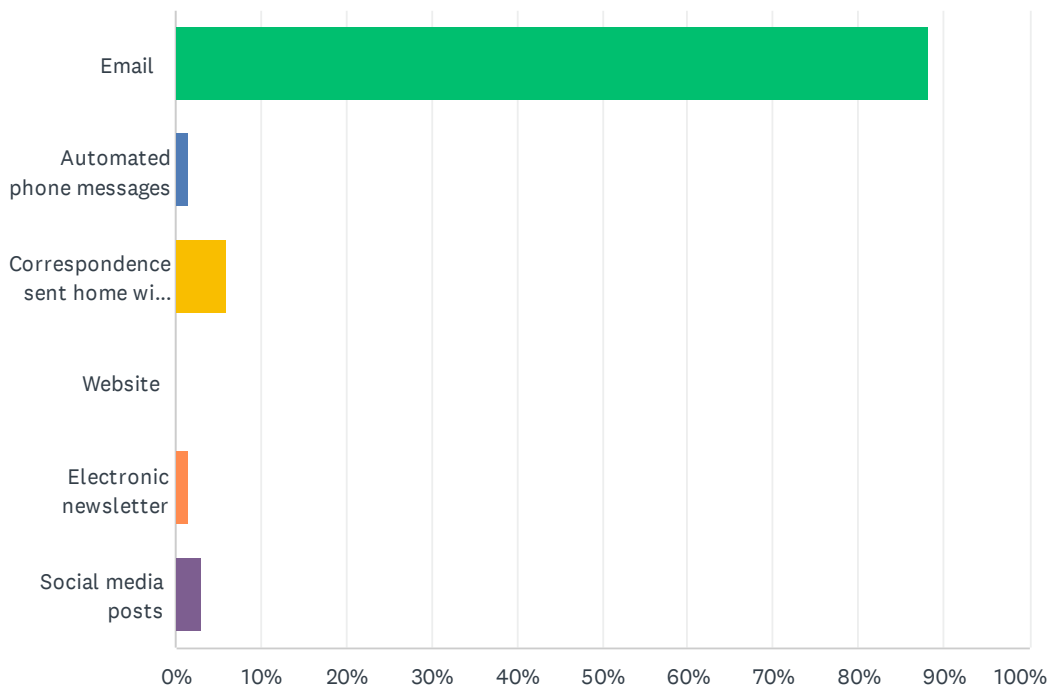
Answered: 68 Skipped: 11



ANSWER CHOICES	RESPONSES	
Email from school	89.71%	61
Email from teachers	88.24%	60
School council meetings	16.18%	11
School website	50.00%	34
School social media channels	32.35%	22
School newsletter	75.00%	51
Phone conversations with the school or teachers	55.88%	38
Correspondence sent home with my child	69.12%	47
Total Respondents: 68		

Q28 What is your most preferred method of communication from the school and Division?

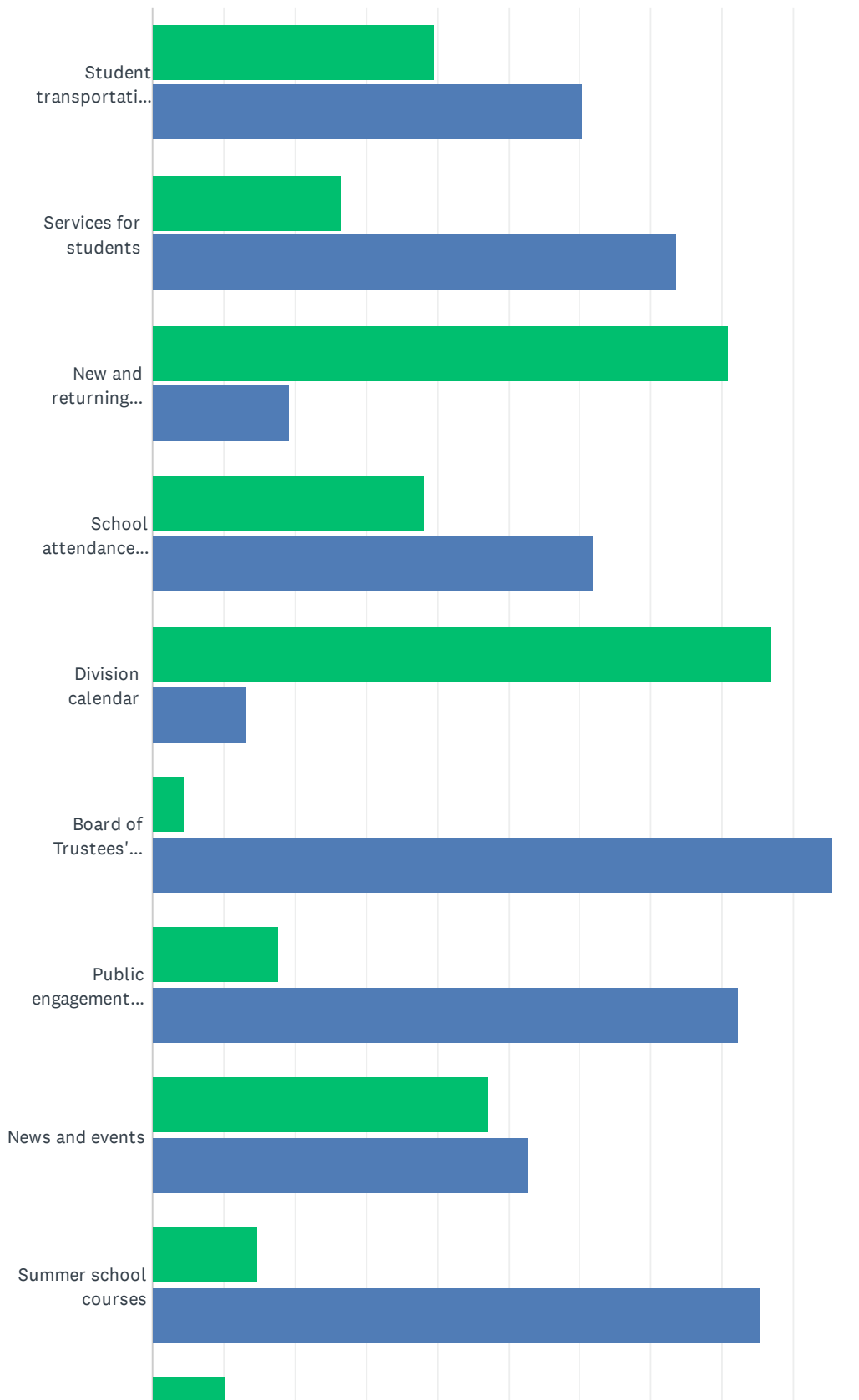
Answered: 68 Skipped: 11



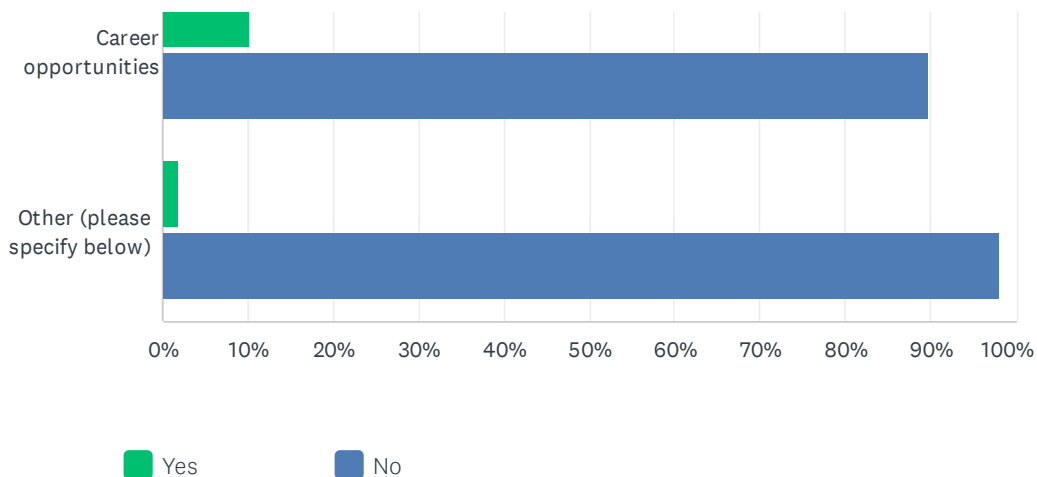
ANSWER CHOICES	RESPONSES	
Email	88.24%	60
Automated phone messages	1.47%	1
Correspondence sent home with my child	5.88%	4
Website	0.00%	0
Electronic newsletter	1.47%	1
Social media posts	2.94%	2
TOTAL		68

Q29 Do you visit the Division website (www.eips.ca) for information on:

Answered: 68 Skipped: 11



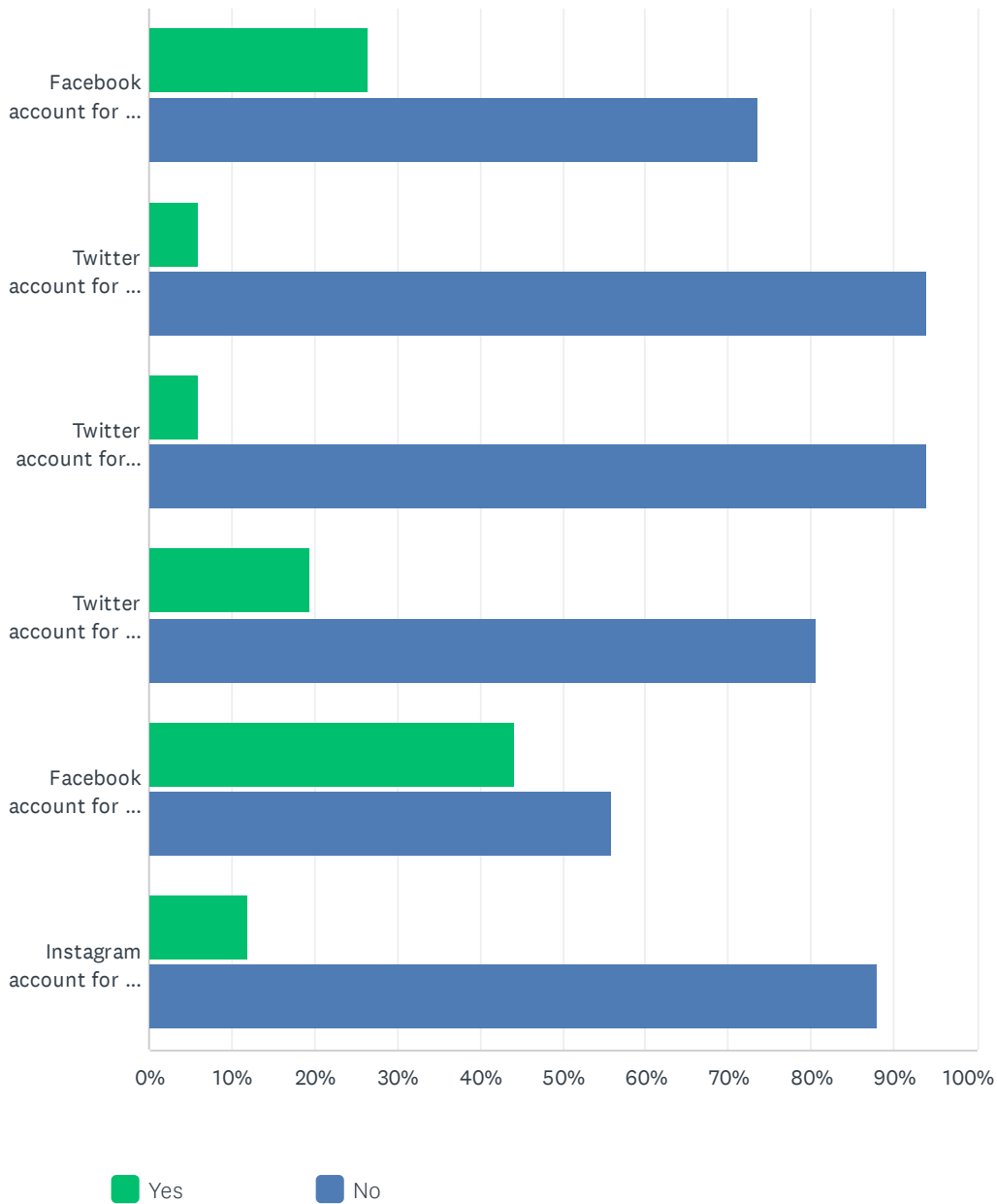
EIPS Parent Survey 2021-22



	YES	NO	TOTAL	WEIGHTED AVERAGE
Student transportation (busing)	39.71% 27	60.29% 41	68	1.40
Services for students	26.47% 18	73.53% 50	68	1.26
New and returning student registration	80.88% 55	19.12% 13	68	1.81
School attendance boundaries	38.24% 26	61.76% 42	68	1.38
Division calendar	86.76% 59	13.24% 9	68	1.87
Board of Trustees' meetings	4.48% 3	95.52% 64	67	1.04
Public engagement initiatives	17.65% 12	82.35% 56	68	1.18
News and events	47.06% 32	52.94% 36	68	1.47
Summer school courses	14.71% 10	85.29% 58	68	1.15
Career opportunities	10.29% 7	89.71% 61	68	1.10
Other (please specify below)	1.96% 1	98.04% 50	51	1.02

Q30 The Division and schools often share news and information on social media. Do you follow:

Answered: 68 Skipped: 11



EIPS Parent Survey 2021-22

	YES	NO	TOTAL	WEIGHTED AVERAGE
Facebook account for the Division (@ElkIslandPublicSchools)	26.47% 18	73.53% 50	68	1.26
Twitter account for the Division (@eips)	5.97% 4	94.03% 63	67	1.06
Twitter account for EIPS Student Transportation (@eipsST)	6.06% 4	93.94% 62	66	1.06
Twitter account for my child's school, if applicable	19.40% 13	80.60% 54	67	1.19
Facebook account for my child's school, if applicable	44.12% 30	55.88% 38	68	1.44
Instagram account for my child's school, if applicable	11.94% 8	88.06% 59	67	1.12