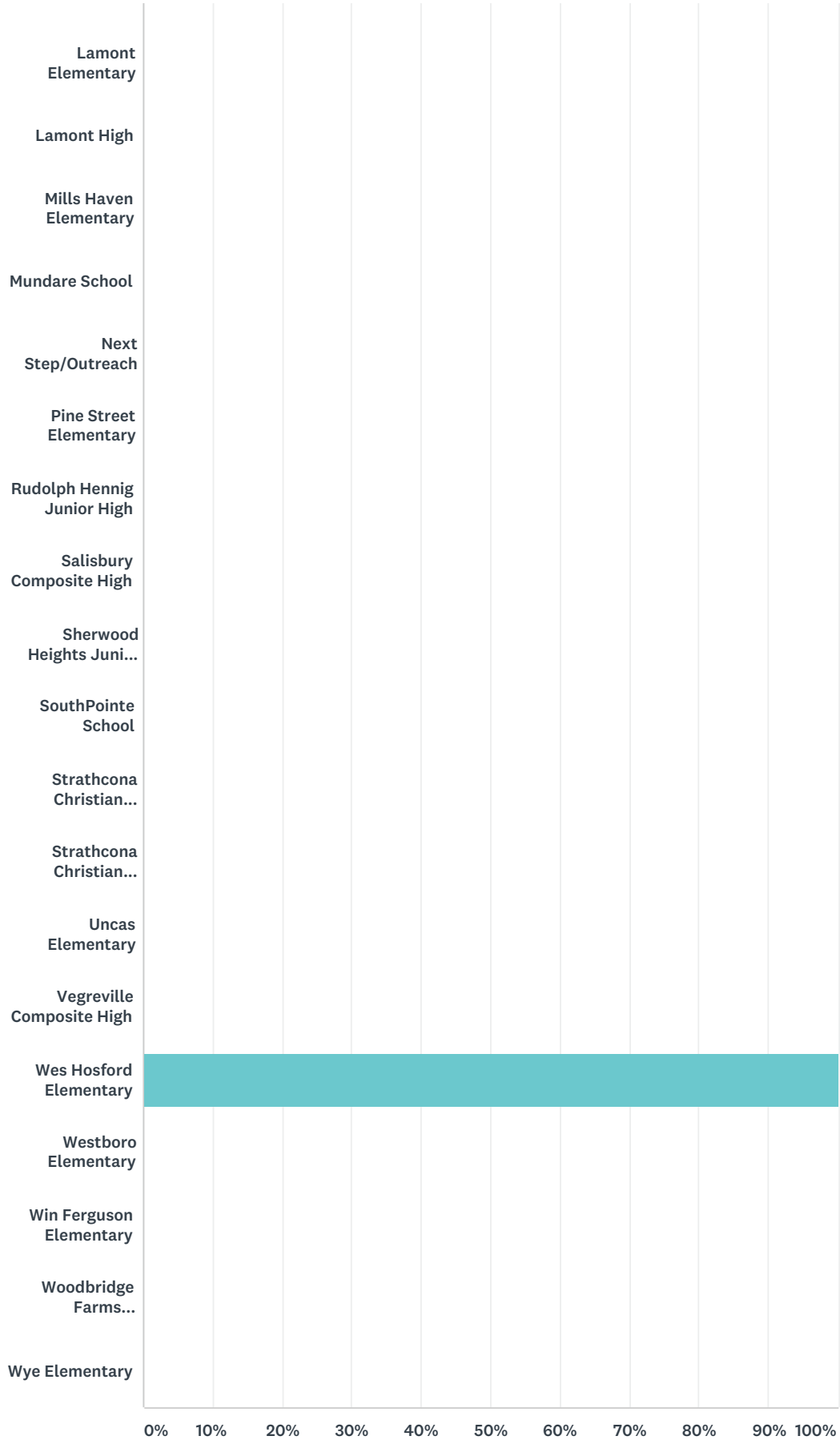


EIPS Parent Survey 2018-19



EIPS Parent Survey 2018-19

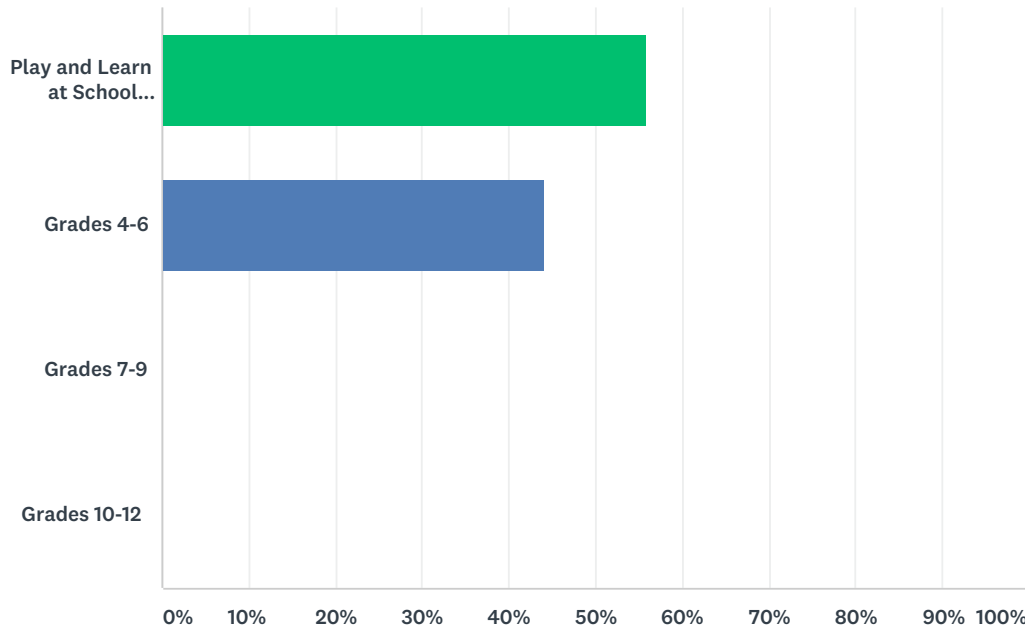
ANSWER CHOICES	RESPONSES	
A.L. Horton Elementary	0.00%	0
Andrew School	0.00%	0
Ardrossan Elementary	0.00%	0
Ardrossan Junior Senior High	0.00%	0
Bev Facey Community High	0.00%	0
Brentwood Elementary	0.00%	0
Bruderheim School	0.00%	0
Clover Bar Junior High	0.00%	0
Davidson Creek Elementary	0.00%	0
École Campbelltown	0.00%	0
École Parc Élémentaire	0.00%	0
F.R. Haythorne Junior High	0.00%	0
Fort Saskatchewan Christian	0.00%	0
Fort Saskatchewan Elementary	0.00%	0
Fort Saskatchewan Senior High	0.00%	0
Fultonvale Elementary Junior High	0.00%	0
Glen Allan Elementary	0.00%	0
James Mowat Elementary	0.00%	0
Lakeland Ridge	0.00%	0
Lamont Elementary	0.00%	0
Lamont High	0.00%	0
Mills Haven Elementary	0.00%	0
Mundare School	0.00%	0
Next Step/Outreach	0.00%	0
Pine Street Elementary	0.00%	0
Rudolph Hennig Junior High	0.00%	0
Salisbury Composite High	0.00%	0
Sherwood Heights Junior High	0.00%	0
SouthPointe School	0.00%	0
Strathcona Christian Academy Elementary	0.00%	0
Strathcona Christian Academy Secondary	0.00%	0
Uncas Elementary	0.00%	0
Vegreville Composite High	0.00%	0
Wes Hosford Elementary	100.00%	104

EIPS Parent Survey 2018-19

Westboro Elementary	0.00%	0
Win Ferguson Elementary	0.00%	0
Woodbridge Farms Elementary	0.00%	0
Wye Elementary	0.00%	0
TOTAL		104

Q2 What grade is your child currently in?

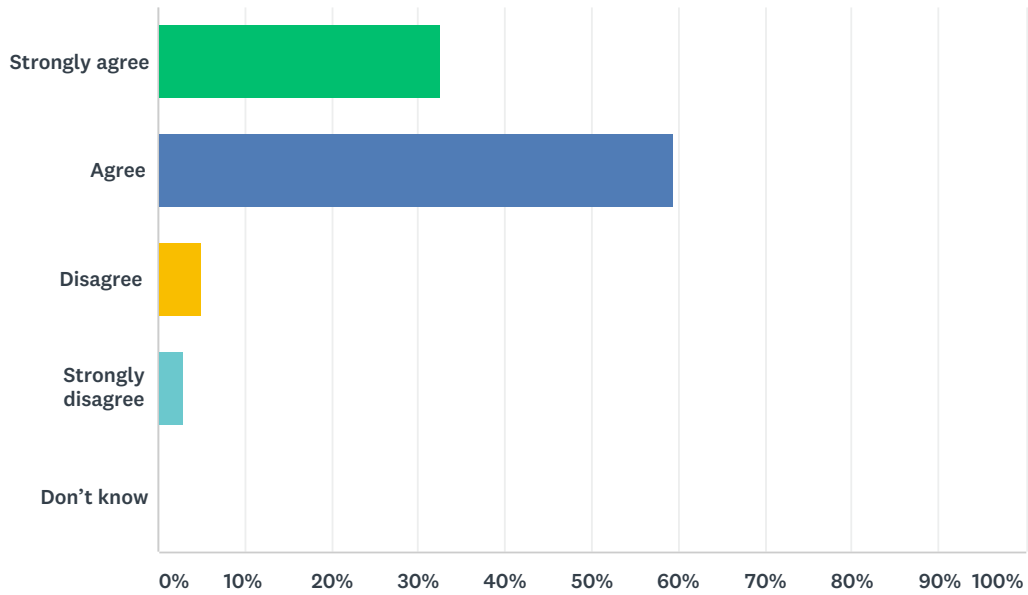
Answered: 104 Skipped: 0



ANSWER CHOICES	RESPONSES	
Play and Learn at School (PALS) Kindergarten Grades 1-3	55.77%	58
Grades 4-6	44.23%	46
Grades 7-9	0.00%	0
Grades 10-12	0.00%	0
TOTAL		104

Q3 My child's individual needs are met.

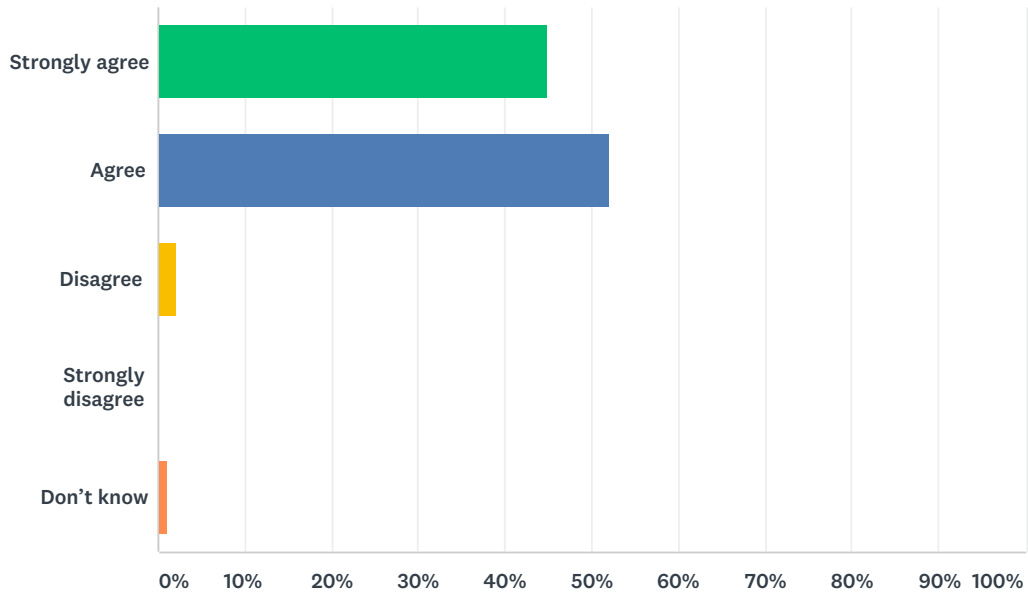
Answered: 101 Skipped: 3



ANSWER CHOICES	RESPONSES	
Strongly agree	32.67%	33
Agree	59.41%	60
Disagree	4.95%	5
Strongly disagree	2.97%	3
Don't know	0.00%	0
TOTAL		101

Q4 My child is encouraged at school to do his or her best.

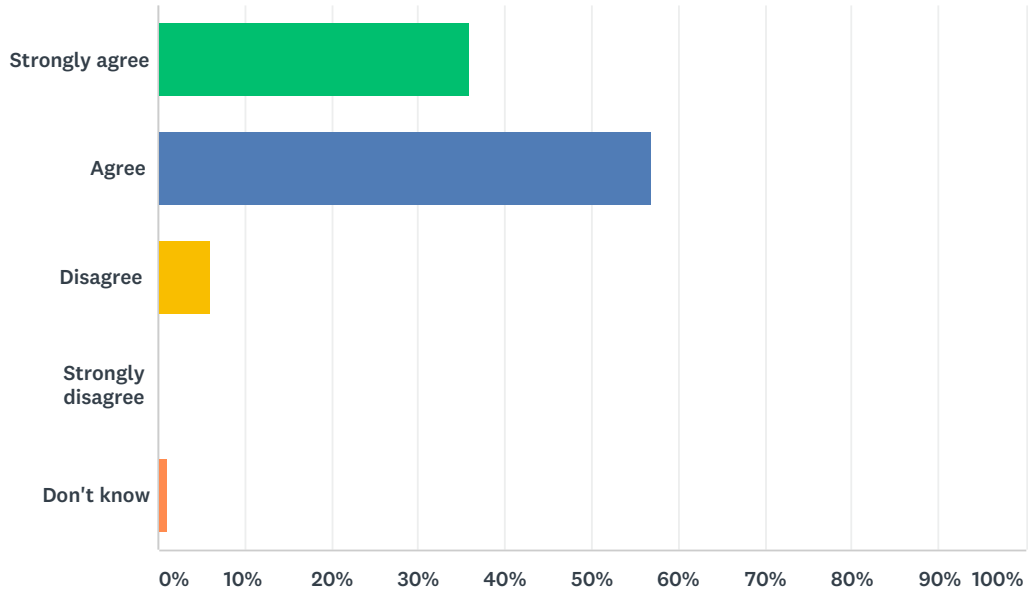
Answered: 100 Skipped: 4



ANSWER CHOICES	RESPONSES	
Strongly agree	45.00%	45
Agree	52.00%	52
Disagree	2.00%	2
Strongly disagree	0.00%	0
Don't know	1.00%	1
TOTAL		100

Q5 My child is demonstrating growth in literacy.

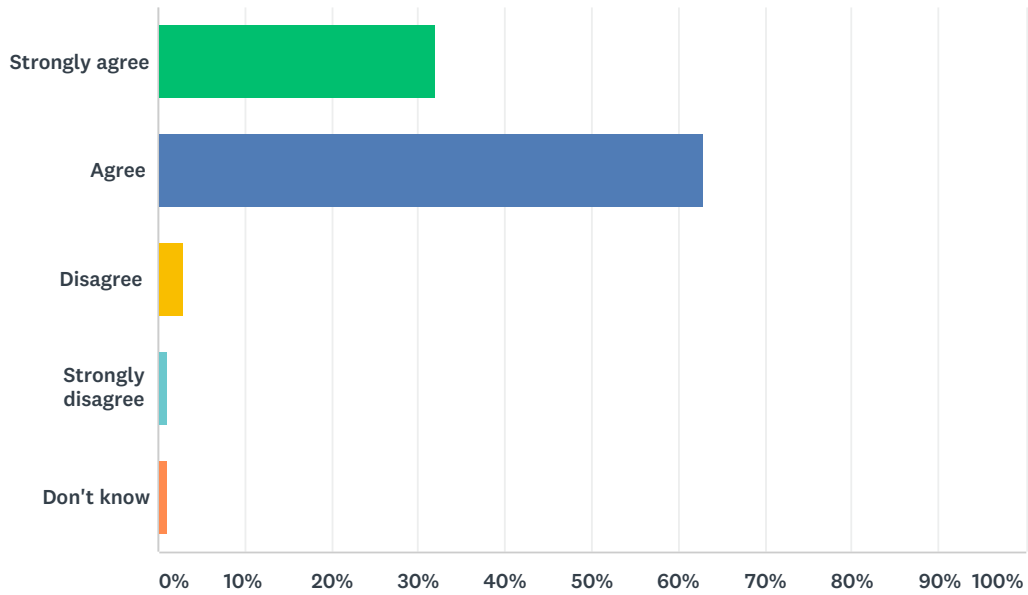
Answered: 100 Skipped: 4



ANSWER CHOICES	RESPONSES	
Strongly agree	36.00%	36
Agree	57.00%	57
Disagree	6.00%	6
Strongly disagree	0.00%	0
Don't know	1.00%	1
TOTAL		100

Q6 My child is demonstrating growth in numeracy.

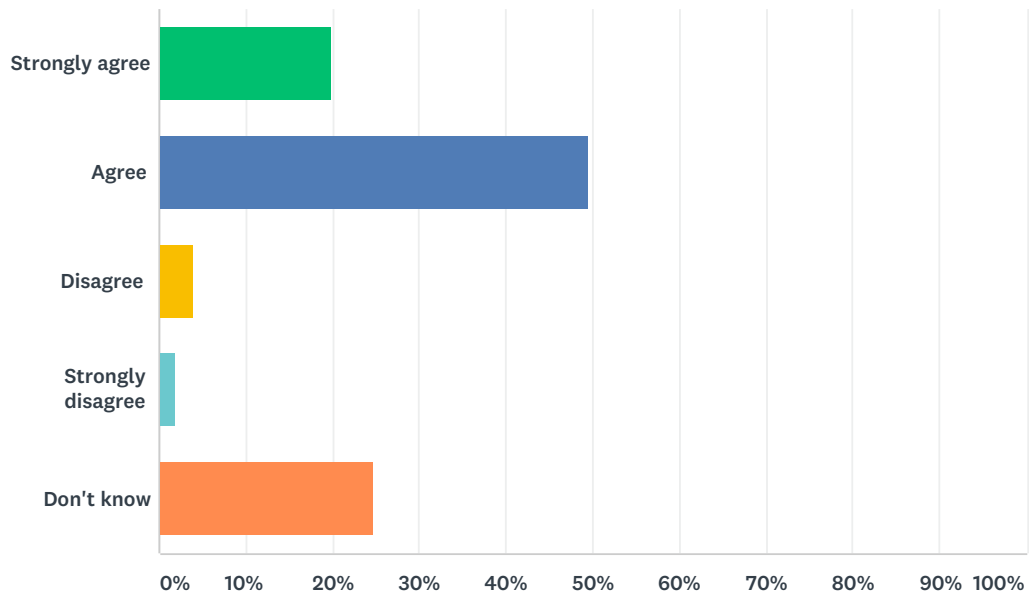
Answered: 100 Skipped: 4



ANSWER CHOICES	RESPONSES	
Strongly agree	32.00%	32
Agree	63.00%	63
Disagree	3.00%	3
Strongly disagree	1.00%	1
Don't know	1.00%	1
TOTAL		100

Q7 My child has an understanding of First Nations, Métis and Inuit culture and history.

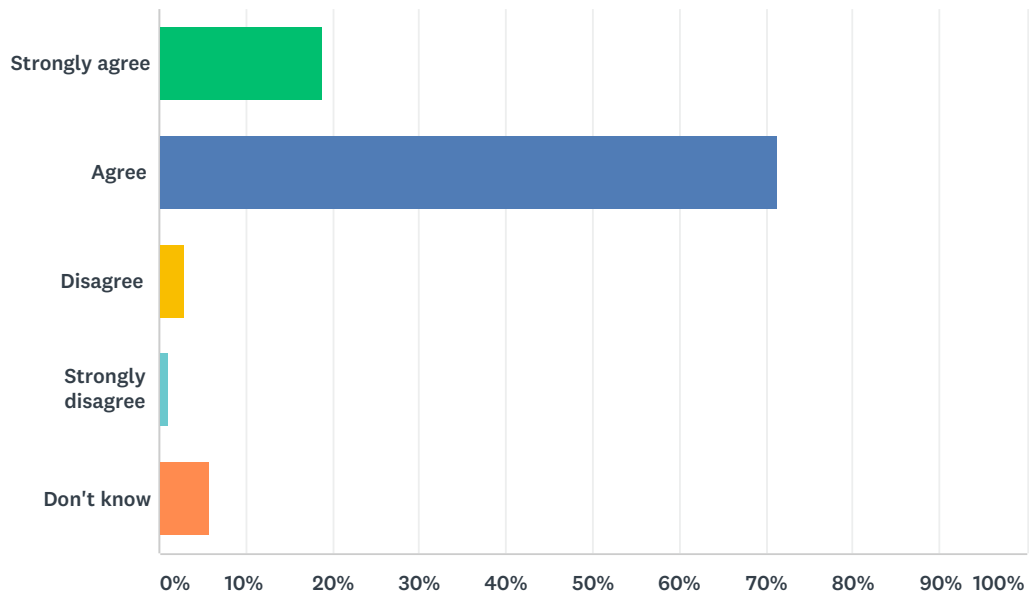
Answered: 101 Skipped: 3



ANSWER CHOICES	RESPONSES	
Strongly agree	19.80%	20
Agree	49.50%	50
Disagree	3.96%	4
Strongly disagree	1.98%	2
Don't know	24.75%	25
TOTAL		101

Q8 My child is being taught knowledge, skills and attitudes necessary to be successful in life.

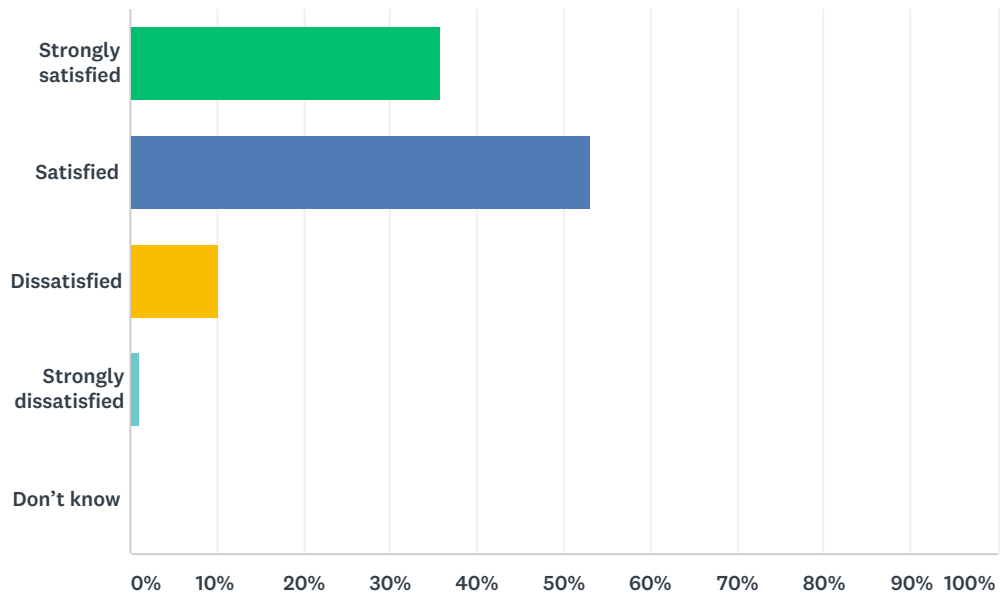
Answered: 101 Skipped: 3



ANSWER CHOICES	RESPONSES	
Strongly agree	18.81%	19
Agree	71.29%	72
Disagree	2.97%	3
Strongly disagree	0.99%	1
Don't know	5.94%	6
TOTAL		101

Q9 How satisfied are you with the quality of education your child is receiving at his or her school?

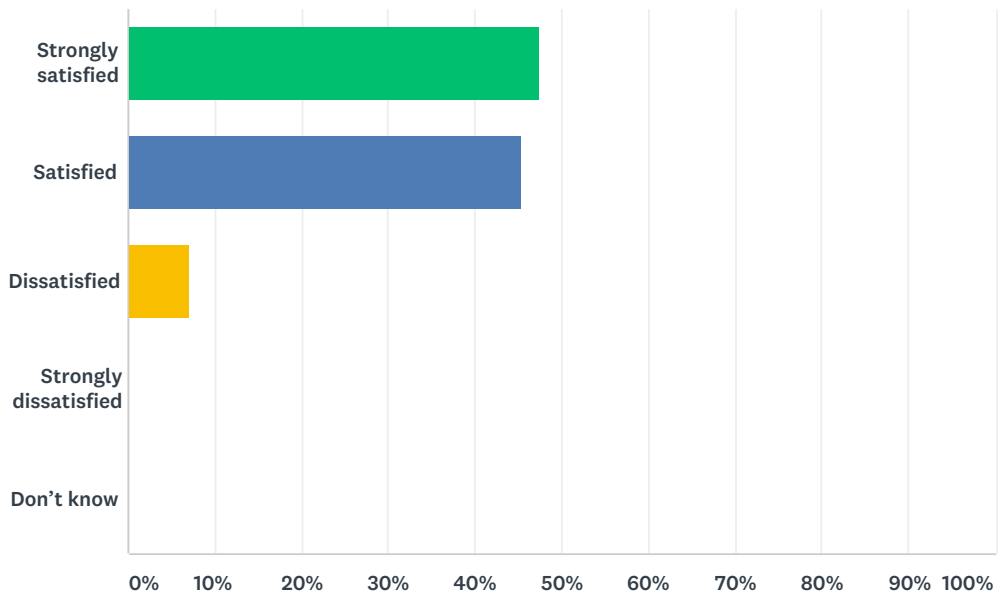
Answered: 98 Skipped: 6



ANSWER CHOICES	RESPONSES	
Strongly satisfied	35.71%	35
Satisfied	53.06%	52
Dissatisfied	10.20%	10
Strongly dissatisfied	1.02%	1
Don't know	0.00%	0
TOTAL		98

Q10 How satisfied are you with the quality of teaching at your child's school?

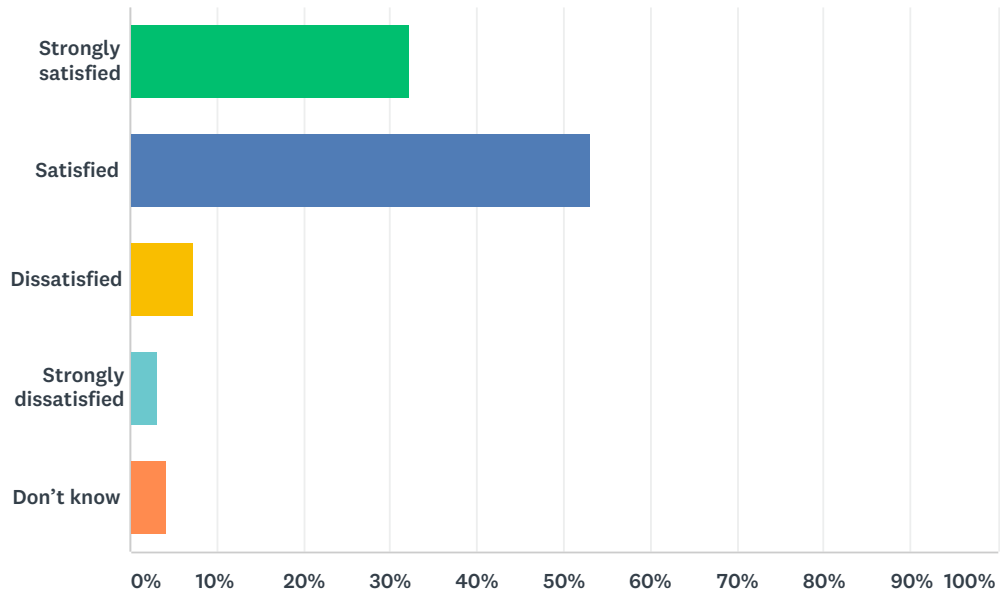
Answered: 97 Skipped: 7



ANSWER CHOICES	RESPONSES	
Strongly satisfied	47.42%	46
Satisfied	45.36%	44
Dissatisfied	7.22%	7
Strongly dissatisfied	0.00%	0
Don't know	0.00%	0
TOTAL		97

Q11 How satisfied are you with the leadership in your child's school?

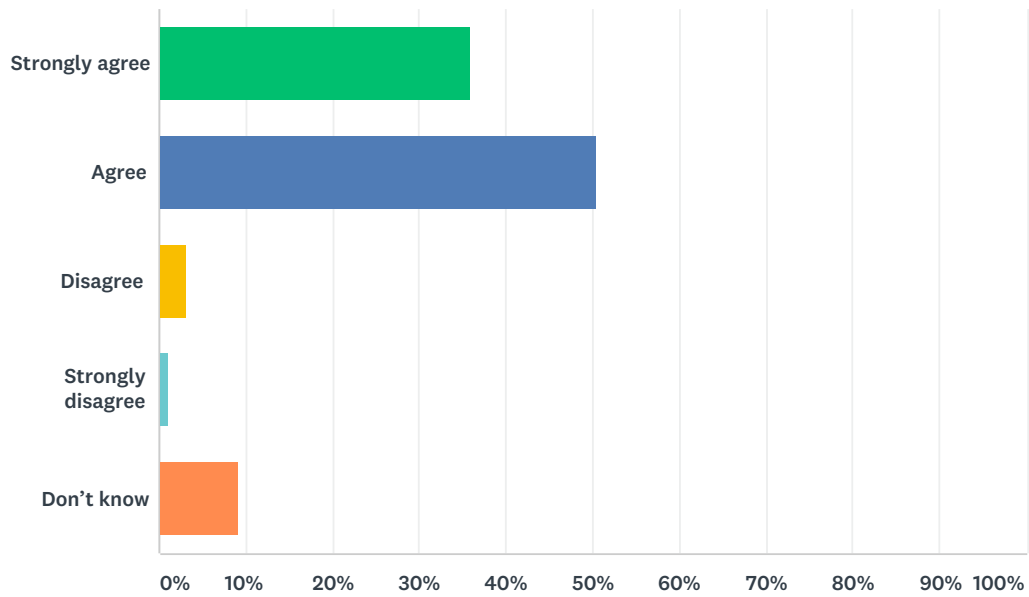
Answered: 96 Skipped: 8



ANSWER CHOICES	RESPONSES	
Strongly satisfied	32.29%	31
Satisfied	53.13%	51
Dissatisfied	7.29%	7
Strongly dissatisfied	3.13%	3
Don't know	4.17%	4
TOTAL		96

Q12 The rights and responsibilities of citizenship are reinforced in my child's school.

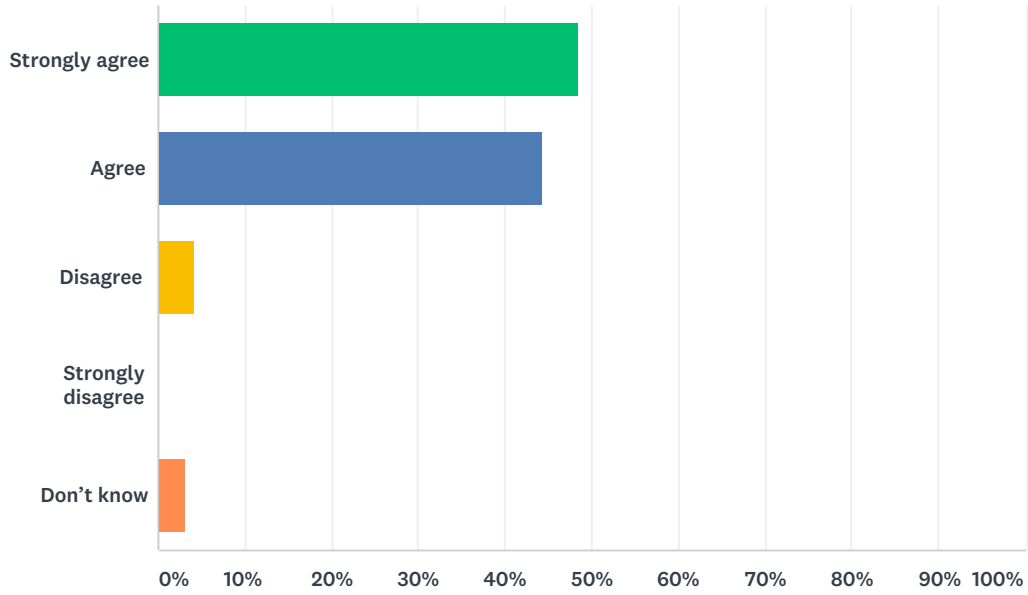
Answered: 97 Skipped: 7



ANSWER CHOICES	RESPONSES	
Strongly agree	36.08%	35
Agree	50.52%	49
Disagree	3.09%	3
Strongly disagree	1.03%	1
Don't know	9.28%	9
TOTAL		97

Q13 The school staff care about my child.

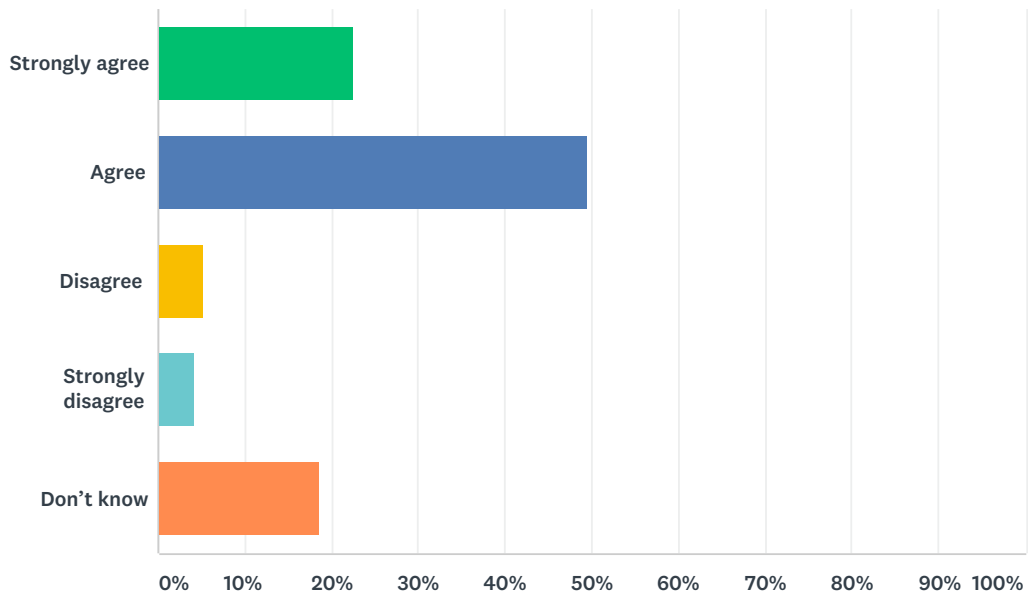
Answered: 97 Skipped: 7



ANSWER CHOICES	RESPONSES	
Strongly agree	48.45%	47
Agree	44.33%	43
Disagree	4.12%	4
Strongly disagree	0.00%	0
Don't know	3.09%	3
TOTAL		97

Q14 Discipline is handled in a fair and reasonable manner in my child's school.

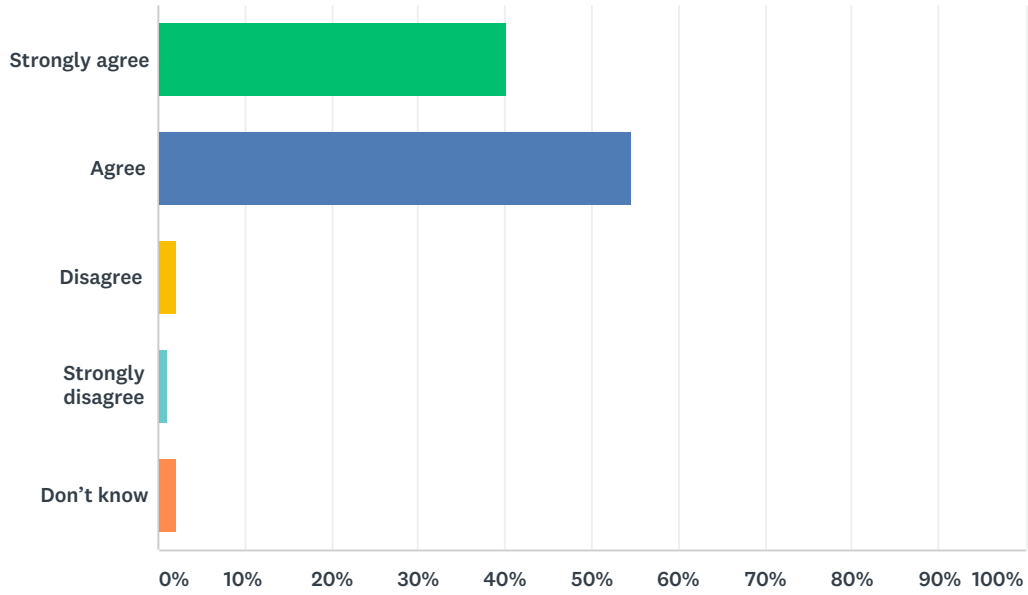
Answered: 97 Skipped: 7



ANSWER CHOICES	RESPONSES	
Strongly agree	22.68%	22
Agree	49.48%	48
Disagree	5.15%	5
Strongly disagree	4.12%	4
Don't know	18.56%	18
TOTAL		97

Q15 My child's school is safe.

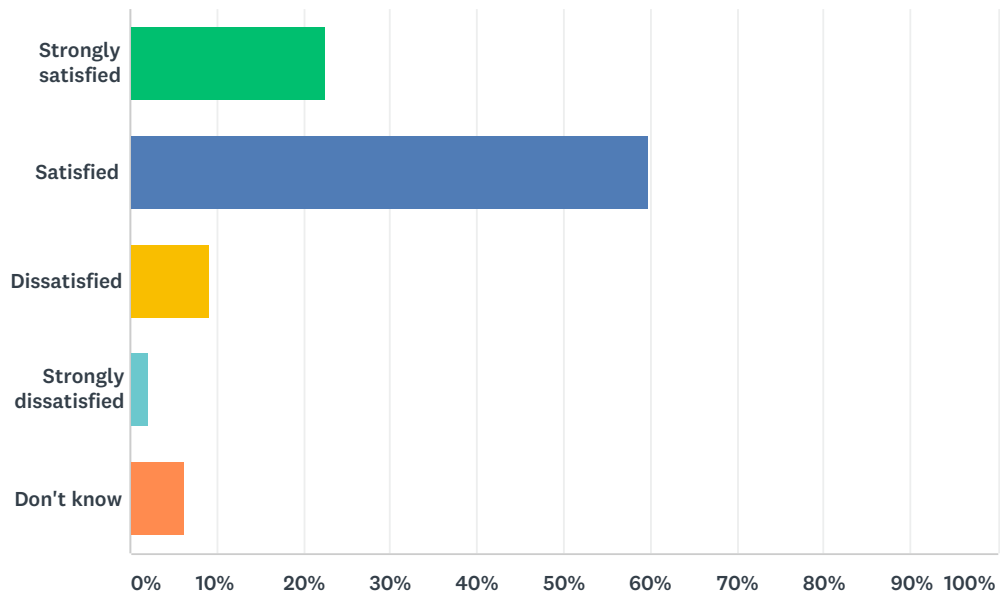
Answered: 97 Skipped: 7



ANSWER CHOICES	RESPONSES	
Strongly agree	40.21%	39
Agree	54.64%	53
Disagree	2.06%	2
Strongly disagree	1.03%	1
Don't know	2.06%	2
TOTAL		97

Q16 How satisfied are you with the resources available to support your child's learning?

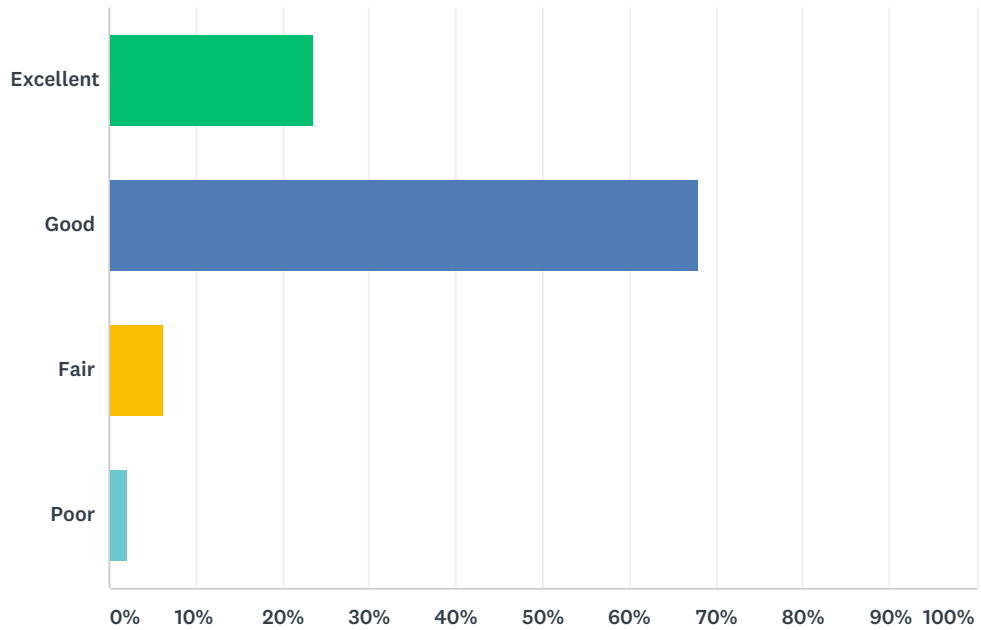
Answered: 97 Skipped: 7



ANSWER CHOICES	RESPONSES	
Strongly satisfied	22.68%	22
Satisfied	59.79%	58
Dissatisfied	9.28%	9
Strongly dissatisfied	2.06%	2
Don't know	6.19%	6
TOTAL		97

Q17 How would you rate the physical condition of your child's school?

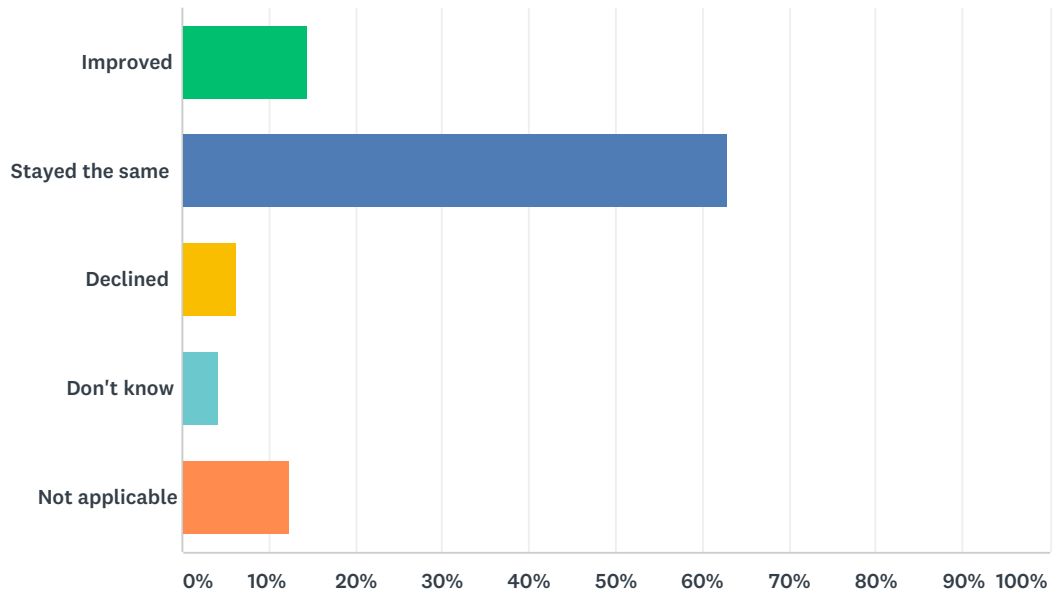
Answered: 97 Skipped: 7



ANSWER CHOICES	RESPONSES	
Excellent	23.71%	23
Good	68.04%	66
Fair	6.19%	6
Poor	2.06%	2
TOTAL		97

Q18 In your opinion, has the quality of education your child has experienced at school improved, stayed the same or declined in the past three years?

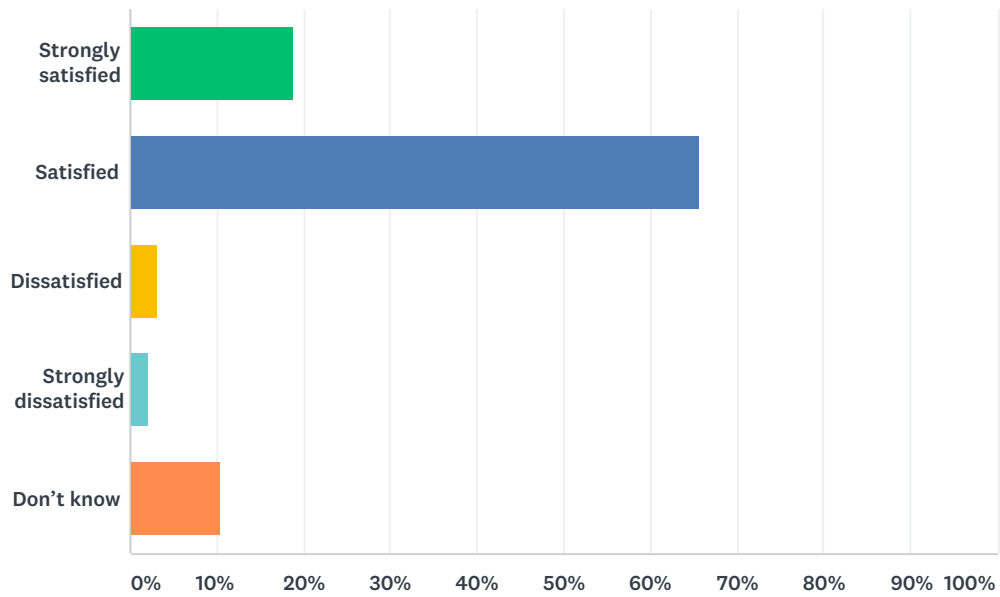
Answered: 97 Skipped: 7



ANSWER CHOICES	RESPONSES	
Improved	14.43%	14
Stayed the same	62.89%	61
Declined	6.19%	6
Don't know	4.12%	4
Not applicable	12.37%	12
TOTAL		97

Q19 How satisfied are you with the opportunity to be involved in decisions at your child's school?

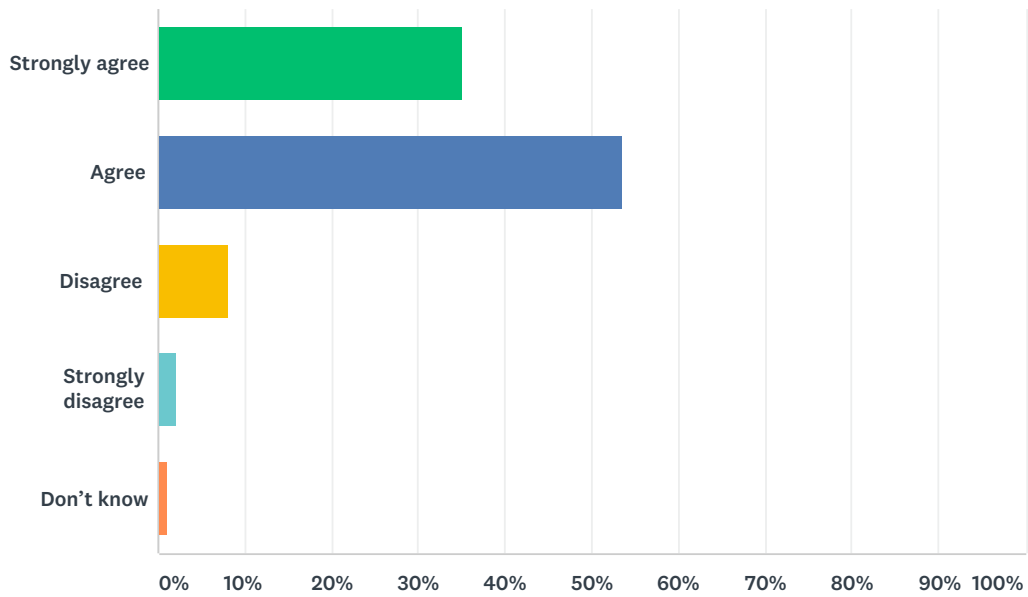
Answered: 96 Skipped: 8



ANSWER CHOICES	RESPONSES	
Strongly satisfied	18.75%	18
Satisfied	65.63%	63
Dissatisfied	3.13%	3
Strongly dissatisfied	2.08%	2
Don't know	10.42%	10
TOTAL		96

Q20 The school keeps me informed about my child's progress and achievement.

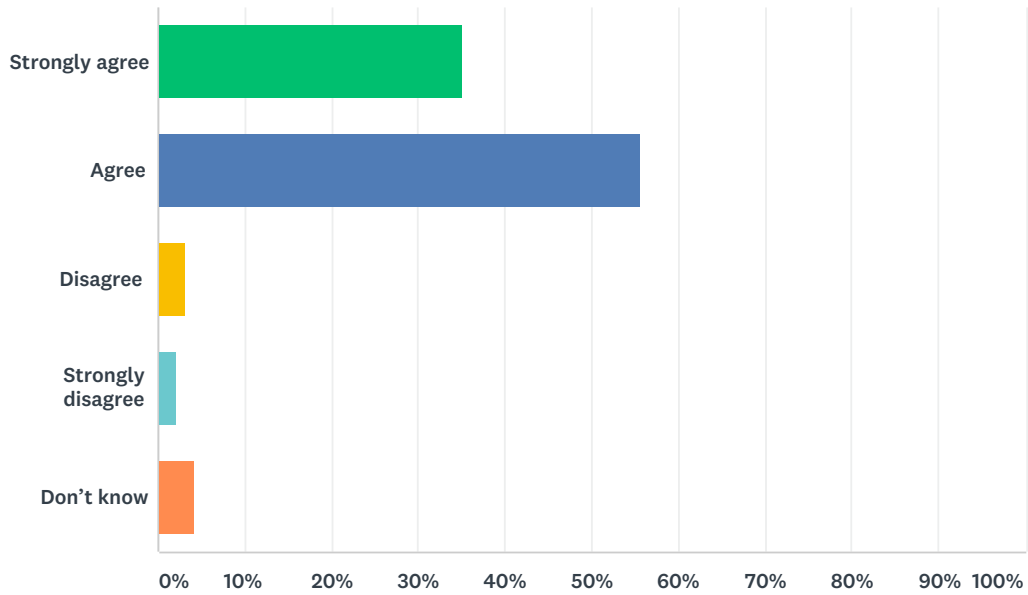
Answered: 97 Skipped: 7



ANSWER CHOICES	RESPONSES	
Strongly agree	35.05%	34
Agree	53.61%	52
Disagree	8.25%	8
Strongly disagree	2.06%	2
Don't know	1.03%	1
TOTAL		97

Q21 There is open and honest communication within my child's school.

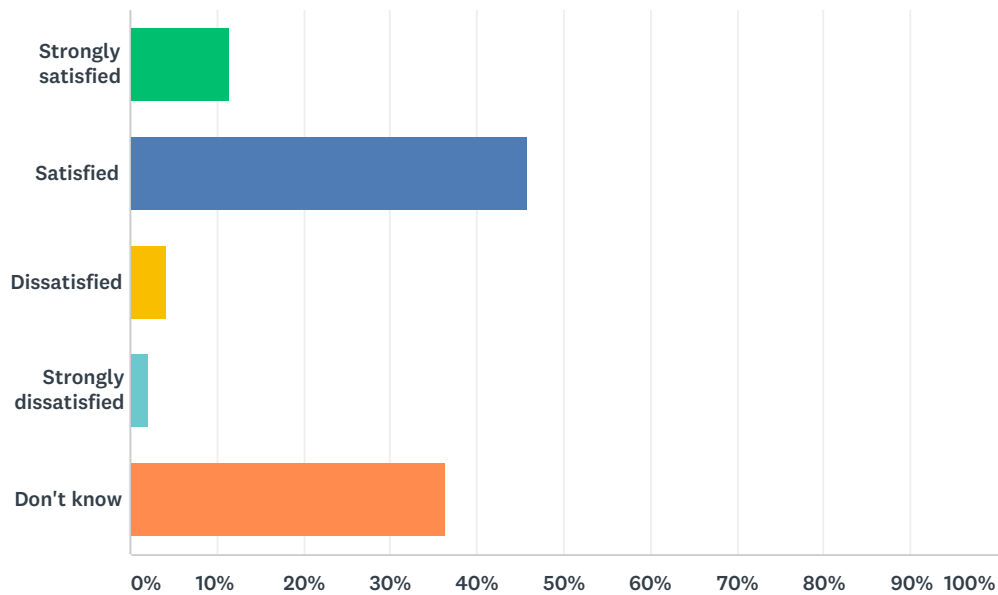
Answered: 97 Skipped: 7



ANSWER CHOICES	RESPONSES	
Strongly agree	35.05%	34
Agree	55.67%	54
Disagree	3.09%	3
Strongly disagree	2.06%	2
Don't know	4.12%	4
TOTAL		97

Q22 How satisfied are you with the community partnerships that may be established at your school? For example: Saffron, KEYS program, Green Certificate, lunch programs, after-school programs, RAP, Tools for School, Scratch Day, Entrepreneurial Adventure, scholarships/grants, etc.

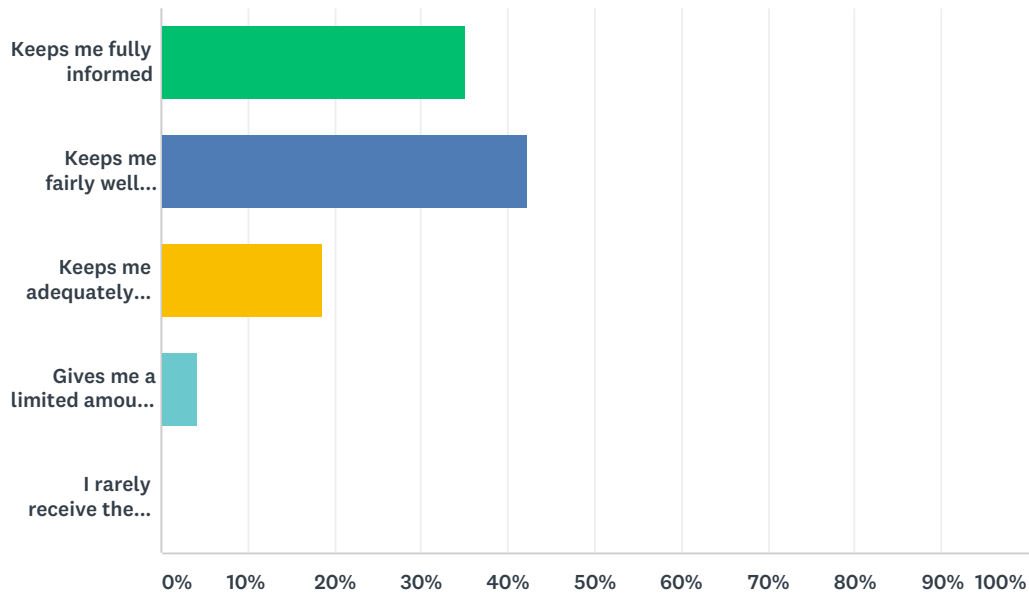
Answered: 96 Skipped: 8



ANSWER CHOICES	RESPONSES	
Strongly satisfied	11.46%	11
Satisfied	45.83%	44
Dissatisfied	4.17%	4
Strongly dissatisfied	2.08%	2
Don't know	36.46%	35
TOTAL		96

Q23 Elk Island Public Schools appreciates the opportunity to stay connected with parents about news, activities, programs and other matters of importance. What is your impression of the communication you receive from your child's school?

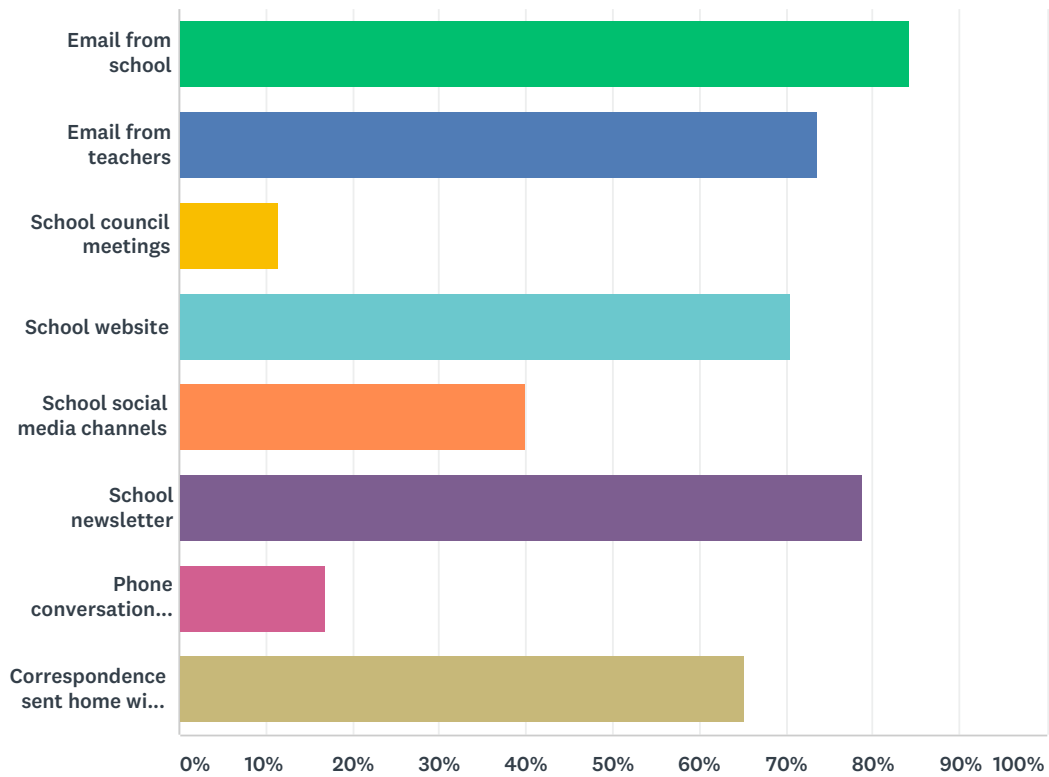
Answered: 97 Skipped: 7



ANSWER CHOICES	RESPONSES	
Keeps me fully informed	35.05%	34
Keeps me fairly well informed	42.27%	41
Keeps me adequately informed	18.56%	18
Gives me a limited amount of information	4.12%	4
I rarely receive the information I need	0.00%	0
TOTAL		97

Q24 Do you regularly make use of the following to keep up to date on school activities, programs, etc.? Check all that apply.

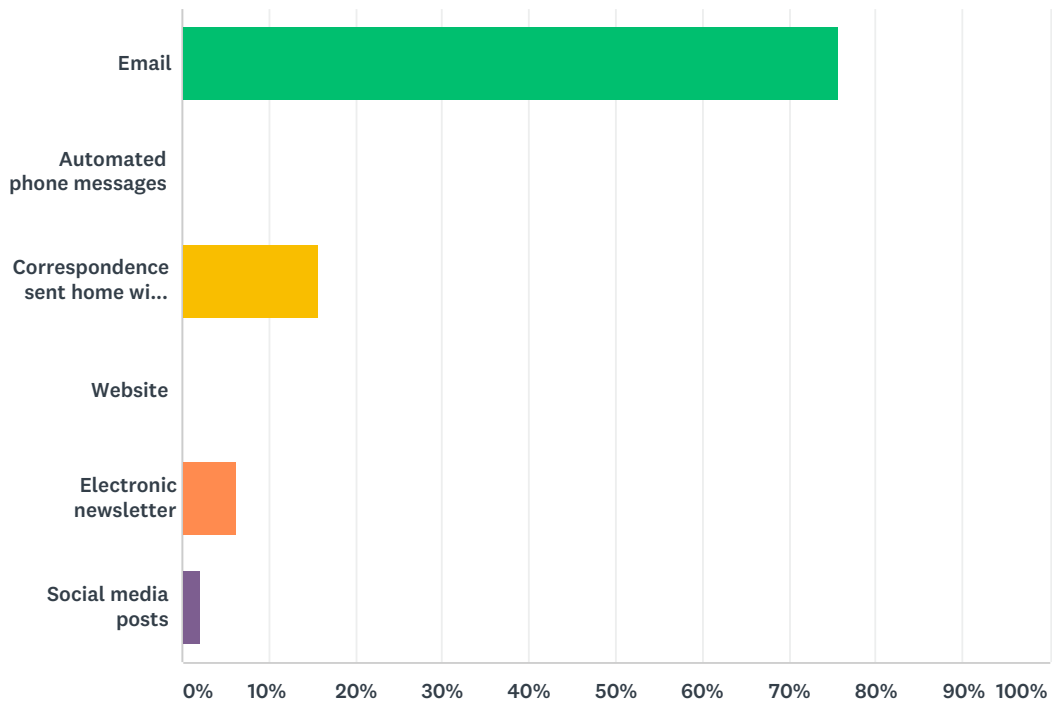
Answered: 95 Skipped: 9



ANSWER CHOICES	RESPONSES	
Email from school	84.21%	80
Email from teachers	73.68%	70
School council meetings	11.58%	11
School website	70.53%	67
School social media channels	40.00%	38
School newsletter	78.95%	75
Phone conversations with the school or teachers	16.84%	16
Correspondence sent home with your child	65.26%	62
Total Respondents: 95		

Q25 What is your most preferred method of communication from the school and Division?

Answered: 95 Skipped: 9

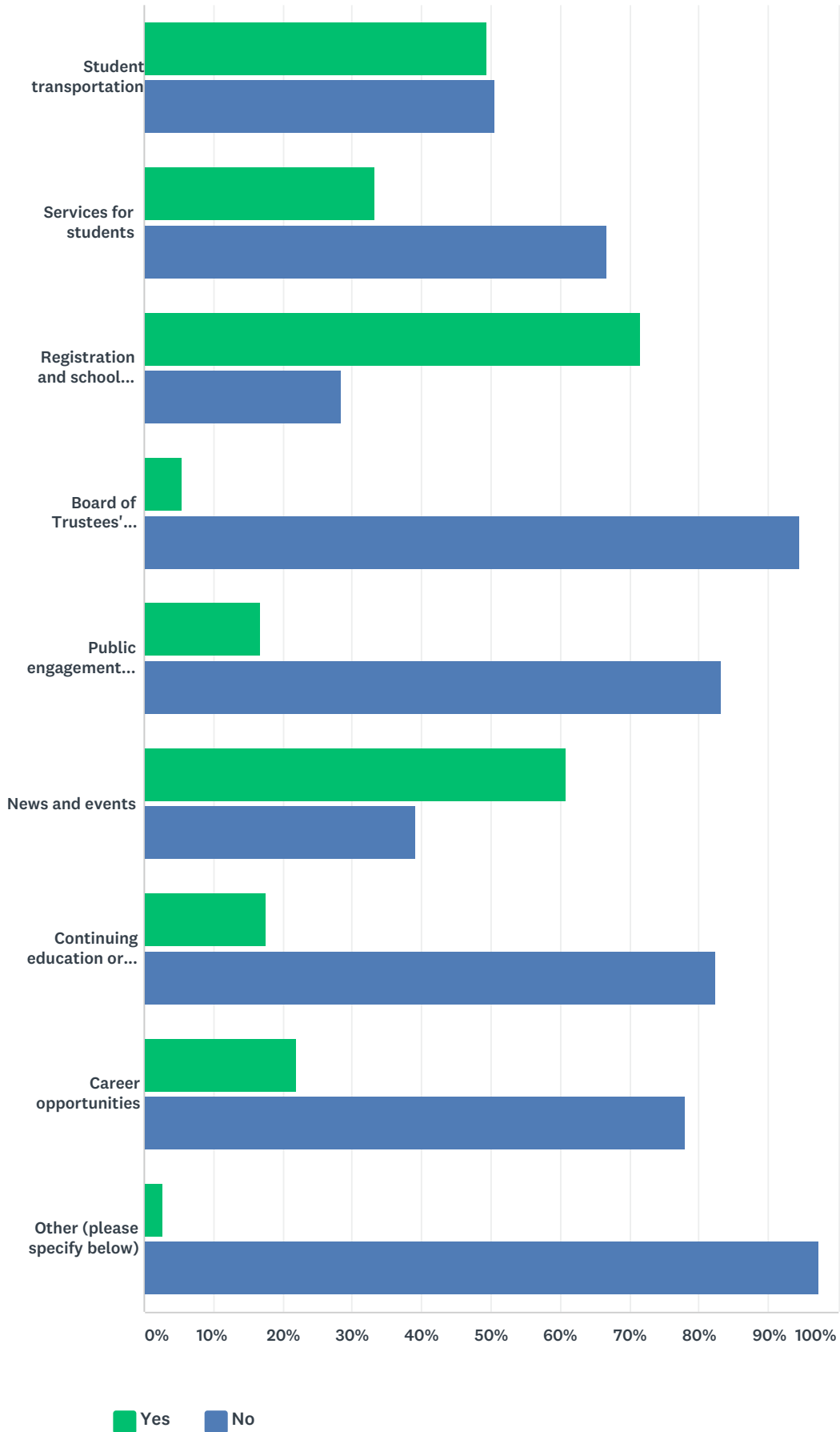


ANSWER CHOICES	RESPONSES	
Email	75.79%	72
Automated phone messages	0.00%	0
Correspondence sent home with your child	15.79%	15
Website	0.00%	0
Electronic newsletter	6.32%	6
Social media posts	2.11%	2
TOTAL		95

Q26 Do you visit the Division website (www.eips.ca) for information on:

Answered: 95 Skipped: 9

EIPS Parent Survey 2018-19



Yes No

	YES	NO	TOTAL	WEIGHTED AVERAGE
--	-----	----	-------	------------------

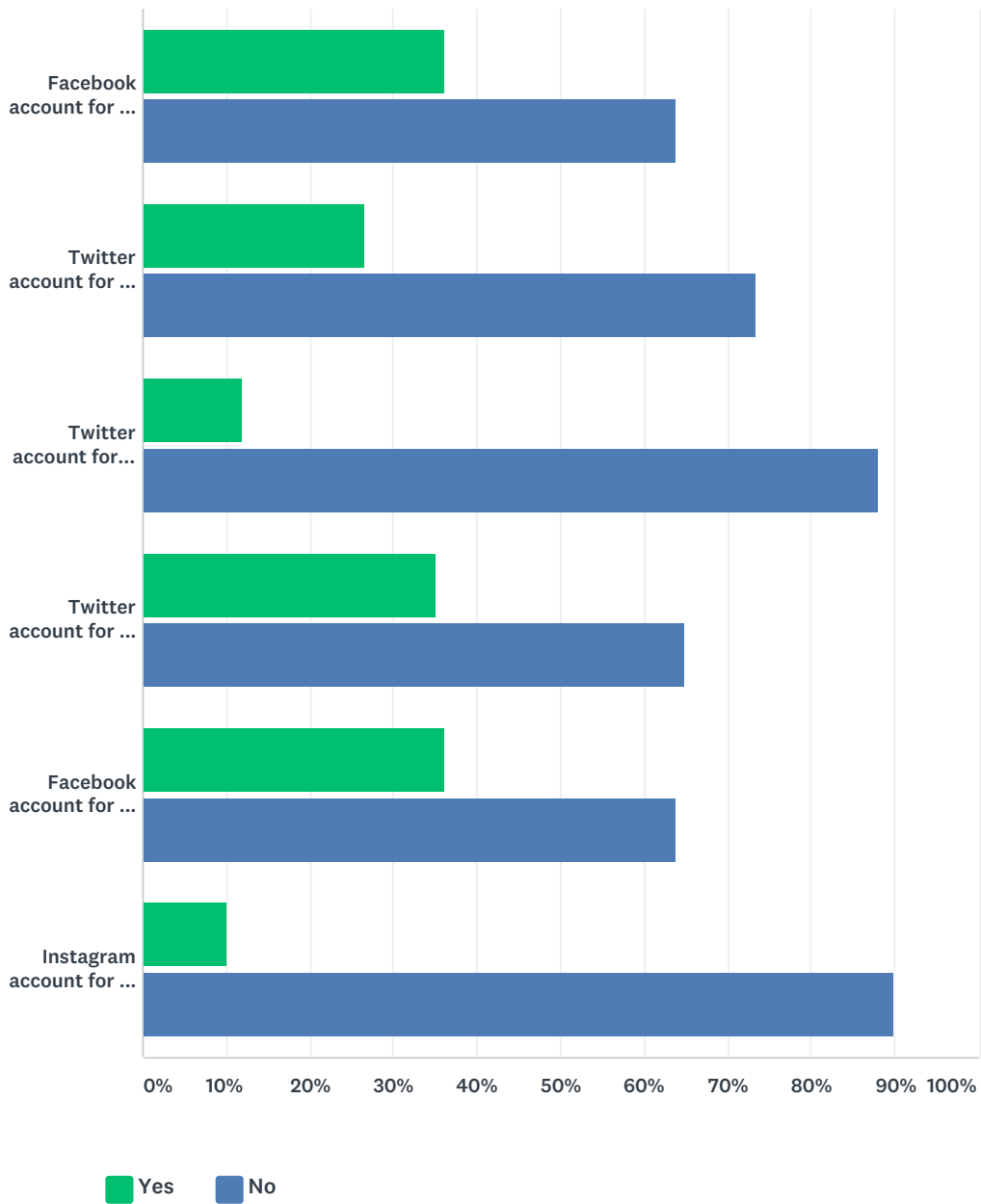
EIPS Parent Survey 2018-19

Student transportation	49.47% 47	50.53% 48	95	1.49
Services for students	33.33% 31	66.67% 62	93	1.33
Registration and school boundaries	71.58% 68	28.42% 27	95	1.72
Board of Trustees' meetings	5.49% 5	94.51% 86	91	1.05
Public engagement initiatives	16.67% 15	83.33% 75	90	1.17
News and events	60.87% 56	39.13% 36	92	1.61
Continuing education or summer courses	17.58% 16	82.42% 75	91	1.18
Career opportunities	21.98% 20	78.02% 71	91	1.22
Other (please specify below)	2.70% 2	97.30% 72	74	1.03

#	OTHER:	DATE
1	Calendars	3/20/2019 9:53 AM
2	[REDACTED]	3/12/2019 8:06 AM

Q27 The Division and schools often share news and information on social media. Do you follow:

Answered: 94 Skipped: 10



	YES	NO	TOTAL	WEIGHTED AVERAGE
Facebook account for the Division (Facebook.com/ElkIslandPublicSchools)	36.17% 34	63.83% 60	94	1.36
Twitter account for the Division (@eips)	26.67% 24	73.33% 66	90	1.27
Twitter account for EIPS Student Transportation (@eipsST)	11.96% 11	88.04% 81	92	1.12
Twitter account for my child's school	35.16% 32	64.84% 59	91	1.35

EIPS Parent Survey 2018-19

Facebook account for my child's school, if applicable	36.26%	63.74%		
	33	58	91	1.36
<hr/>				
Instagram account for my child's school, if applicable	10.00%	90.00%		
	9	81	90	1.10